



THE 54TH
PISTOL AUSTRALIA NATIONAL CHAMPIONSHIPS

APRIL 17TH – 24TH 2011

ADELAIDE - SOUTH AUSTRALIA

RESULTS

www.2011panationals.com

Rank	No.	Name	Rep.						Total	X
1	183	OATES, Davey	NSW	240-21	180-11	234-12	238-6	590-33	1482	83
2	89	POLLARD, Donnal	NSW	236-12	179-11	236-11	238-9	592-36	1481	79
3	73	BRUS, Dean	NSW	240-21	177-11	236-5	238-11	590-31	1481	79
4	178	Longbottom, Jamie	QLD	237-15	180-9	233-6	237-10	591-30	1478	70
5	62	Ciccotosto, Dominic	WA	238-15	179-8	233-7	233-10	592-30	1475	70
6	31	CARATTI, Leo	WA	239-17	180-12	226-5	238-11	591-32	1474	77
7	85	BANFIELD, Christopher	TAS	240-20	174-7	228-10	237-14	593-33	1472	84
8	30	MOTTON, Ralph	VIC	238-16	178-13	231-9	234-9	588-32	1469	79
9	113	COPPOLA, Gary	SA	236-14	179-9	223-4	238-14	592-24	1468	65
10	134	JENSEN, Paul	VIC	238-13	180-9	229-7	234-9	587-20	1468	58
11	184	QUINN, Richard	SA	238-15	178-12	229-4	234-9	587-32	1466	72
12	103	FLETT, Glen	QLD	238-14	178-8	231-8	230-5	589-29	1466	64
13	167	JEKEL, Linda	WA	239-17	177-11	232-4	233-11	584-29	1465	72
14	22	WRAY, Max	WA	239-13	180-13	226-6	234-7	586-31	1465	70
15	163	CURYER, Simon	SA	238-15	177-8	231-2	231-5	587-24	1464	54
16	6	NOSWORTHY, John	NSW	239-17	175-10	229-6	233-7	587-29	1463	69
17	69	CLARK, Les	VIC	239-14	178-8	229-5	235-12	582-27	1463	66
18	195	MORRISON, Campbell	SA	239-19	179-10	222-2	238-7	578-21	1456	59
19	80	OLIVER, Robert	NSW	227-11	176-5	233-5	233-9	587-23	1456	53
20	40	O'BRIEN, Martin	NSW	238-14	178-10	232-8	226-3	579-26	1453	61
21	18	JONES, Marnie	NSW	239-12	178-13	229-3	225-3	581-26	1452	57
22	82	O'BRIEN, Patrick	NSW	237-9	180-10	219-5	234-8	578-21	1448	53
23	169	HALL, Andrew	VIC	228-17	179-11	220-5	235-10	585-24	1447	67
24	39	WICKS, Max	NSW	240-13	179-14	227-4	218-2	582-28	1446	61
25	66	TERRY, Matt	SA	228-10	176-7	233-8	229-8	579-21	1445	54
26	130	STUBBS, Phillip	WA	237-15	174-3	221-2	229-3	583-27	1444	50
27	24	LOWE, Greg	VIC	217-16	180-13	228-3	236-5	577-22	1438	59
28	199	COULTER, Paul	SA	223-11	176-8	225-4	228-3	582-17	1434	43
29	205	ROSE, Quinten	QLD	237-12	179-8	224-8	228-6	565-25	1433	59
30	194	DELAWYER, Theo	SA	238-13	178-6	216-3	231-12	567-22	1430	56
31	17	JONES, Lindsay	NSW	240-19	176-10	216-2	229-7	562-19	1423	57
32	114	STRAWBRIDGE, Stevan	NT	238-14	172-3	206-2	232-7	574-20	1422	46

33	81	ADAM, Noorazah	NSW	234-11	169-3	217-4	219-4	583-16	1422	38
34	189	BENZ, Stephen	SA	238-11	176-6	208-1	230-6	562-13	1414	37
35	109	WILLIAMSON, Paul	NSW	217-11	177-9	227-5	222-2	570-24	1413	51
36	127	MOORE, David	NSW	238-10	176-8	228-7	233-4	537-15	1412	44
37	186	BISHOPP, Paul	VIC	209-6	179-10	223-3	221-0	562-13	1394	32
38	19	FARQUHARSON, Colin	WA	216-9	167-3	207-3	222-3	566-12	1378	30
39	37	ANASTASI, Ercole	VIC	178-10	176-6	218-4	233-8	570-20	1375	48 #1
40	122	REED, Howard	VIC	218-6	166-8	215-2	206-2	564-16	1369	34
41	92	JAMIESON, Richard	NT	232-6	163-3	197-2	224-3	549-10	1365	24
42	204	FRIEHE, Karl	WA	237-12	175-2	204-2	224-10	522-17	1362	43
43	132	HARTSHORN, David	WA	207-10	173-2	218-1	168-4	562-10	1328	27
44	162	GILL, Graham	SA	234-6	167-1	224-1	207-0	495-8	1327	16 #2
45	159	BIRKEDALE, David	SA	217-8	168-2	206-3	213-2	511-10	1315	25
46	177	EDE, Brandon	QLD	225-14	178-9	106-0	231-7	571-21	1311	51
47	45	INGOLD, John	NSW	226-4	169-3	214-3	190-1	494-11	1293	22
48	203	FRIEHE, Hardy	WA	174-6	168-3	190-0	210-1	541-3	1283	13 #3
49	102	HOPKINSON, John	NT	199-7	166-1	195-2	220-3	494-11	1274	24
50	210	FANNING, Peter	SA	221-3	22-0	119-0	185-0	429-5	976	8
DNF	87	DAVIS, Wayne	VIC	117-4	49-2	0-0	0-0	0-0	166	6
DNS	153	DAVIDSON, Allan	NSW						0	0
DNS	160	GODBOLT, Reggie	SA						0	0
DNS	161	MARSLAND, Brett	WA						0	0

#1 37 Rule 7.4.2.3

#2 162 Rule 7.4.2.3

#3 203 Rule 8.5.1

MBala
17-45
17/04/11

1 NSW

73	BRUS, Dean	1481	240	177	236	238	299	291	79
183	OATES, Davey	1482	240	180	234	238	300	290	83
89	POLLARD, Donnal	1481	236	179	236	238	300	292	79
		4444	716	536	706	714	899	873	241

2 WA

62	CICCOTOSTO, Dominic	1475	238	179	233	233	299	293	70
167	JEKEL, Linda	1465	239	177	232	233	298	286	72
22	WRAY, Max	1465	239	180	226	234	300	286	70
		4405	716	536	691	700	897	865	212

3 Vic

69	CLARK, Les	1463	239	178	229	235	298	284	66
134	JENSEN, Paul	1468	238	180	229	234	299	288	58
30	MOTTON, Ralph	1469	238	178	231	234	299	289	79
		4400	715	536	689	703	896	861	203

4 SA

113	COPPOLA, Gary	1468	236	179	223	238	300	292	65
163	CURYER, Simon	1464	238	177	231	231	298	289	54
195	MORRISON, Campbell	1456	239	179	222	238	299	279	59
		4388	713	535	676	707	897	860	178

5 Qld

103	FLETT, Glen	1466	238	178	231	230	300	289	64
178	Longbottom, Jamie	1478	237	180	233	237	298	293	70
205	ROSE, Quinton	1433	237	179	224	228	298	267	59
		4377	712	537	688	695	896	849	193

6 NT

19	FARQUHARSON, Colin	1378	216	167	207	222	292	274	30
102	HOPKINSON, John	1274	199	166	195	220	277	217	24
114	STRAWBRIDGE, Stevan	1422	238	172	206	232	296	278	46
		4074	653	505	608	674	865	769	100

WA1500 - Revolver Teams

Final Results - 17-Apr-2011 5:44 pm

7 Tas

85	BANFIELD, Christopher	1472	240	174	228	237	300	293	84
		1472	240	174	228	237	300	293	84

M. Bala
17/45
17/04/11

Rank	No.	Name	Rep.						Total	X
1	89	POLLARD, Donnal	NSW	240-20	179-13	235-10	234-8	594-38	1482	89
2	178	Longbottom, Jamie	QLD	240-19	179-8	232-9	235-8	587-31	1473	75
3	30	MOTTON, Ralph	VIC	233-13	178-7	233-5	235-11	583-29	1462	65
4	183	OATES, Davey	NSW	238-12	179-13	227-5	234-8	584-25	1462	63
5	113	COPPOLA, Gary	SA	238-15	178-10	226-3	229-7	585-29	1456	64
6	73	BRUS, Dean	NSW	240-18	179-7	223-5	230-9	582-24	1454	63
7	184	QUINN, Richard	SA	240-19	170-7	233-10	230-5	581-21	1454	62
8	22	WRAY, Max	WA	240-19	178-14	225-5	227-8	581-31	1451	77
9	85	BANFIELD, Christopher	TAS	236-12	177-7	223-3	233-12	581-24	1450	58
10	80	OLIVER, Robert	NSW	239-14	177-5	224-2	234-7	574-21	1448	49
11	31	CARATTI, Leo	WA	235-9	177-9	223-3	231-7	580-16	1446	44
12	194	DELAWYER, Theo	SA	240-16	176-7	219-3	231-4	575-22	1441	52
13	40	O'BRIEN, Martin	NSW	237-11	177-6	227-5	225-3	575-20	1441	45
14	127	MOORE, David	NSW	238-17	173-8	227-7	225-4	577-15	1440	51
15	169	HALL, Andrew	VIC	239-18	174-3	224-6	231-8	570-26	1438	61
16	103	FLETT, Glen	QLD	236-14	179-7	227-5	229-5	562-25	1433	56
17	177	EDE, Brandon	QLD	237-8	172-5	216-1	220-1	584-26	1429	41
18	37	ANASTASI, Ercole	VIC	235-8	176-7	217-3	226-5	573-21	1427	44
19	167	JEKEL, Linda	WA	233-12	179-9	221-1	222-4	567-22	1422	48
20	205	ROSE, Quinten	QLD	236-12	174-3	211-2	227-8	570-18	1418	43
21	24	LOWE, Greg	VIC	232-13	172-4	216-1	226-5	564-21	1410	44
22	114	STRAWBRIDGE, Stevan	NT	235-10	176-10	217-2	213-4	566-16	1407	42
23	82	O'BRIEN, Patrick	NSW	238-11	180-10	222-5	222-6	533-17	1395	49
24	19	FARQUHARSON, Colin	WA	233-8	171-1	207-3	217-1	567-9	1395	22
25	136	FETTELL, Stephen	ACT	234-11	175-6	215-1	229-7	532-7	1385	32
26	186	BISHOPP, Paul	VIC	231-7	170-4	212-4	216-0	546-6	1375	21
27	195	MORRISON, Campbell	SA	233-8	175-4	194-1	213-3	557-16	1372	32
28	17	JONES, Lindsay	NSW	232-11	172-2	202-1	216-2	542-12	1364	28
29	199	COULTER, Paul	SA	234-11	162-1	225-4	222-4	515-20	1358	40
30	130	STUBBS, Phillip	WA	186-6	160-4	219-5	216-2	572-17	1353	34
31	45	INGOLD, John	NSW	210-13	171-2	211-4	215-3	536-11	1343	33
32	132	HARTSHORN, David	WA	204-2	172-2	197-2	217-3	544-11	1334	20

33	87	DAVIS, Wayne	VIC	214-7	175-3	217-1	216-2	495-8	1317	21
34	203	FRIEHE, Hardy	WA	221-12	164-1	182-0	222-4	518-6	1307	23
35	204	FRIEHE, Karl	WA	206-11	171-4	130-0	215-4	554-16	1276	35
36	92	JAMIESON, Richard	NT	187-7	155-1	191-1	206-1	492-8	1231	18 #1
37	159	BIRKEDALE, David	SA	215-7	161-2	151-0	206-3	454-6	1187	18
38	109	WILLIAMSON, Paul	NSW	237-15	173-3	184-0	212-5	220-10	1026	33
DNS	153	DAVIDSON, Allan	NSW						0	0
DNS	160	GODBOLT, Reggie	SA						0	0
DNS	102	HOPKINSON, John	NT						0	0
DNS	161	MARSLAND, Brett	WA						0	0

#1 92 Warning - GTR 10.9

MBalk
17.45
17/04/11

Adelaide Pistol & Shooting Club.
 2011 ISSF & PA National Championships
 17th April - 24th April 2011
WA1500 - Pistol Teams

Page : 1 of 2

Printed 17-Apr-2011 5:47 pm

Final Results - 17-Apr-2011 5:44 pm

1 NSW

73	BRUS, Dean	1454	240	179	223	230	298	284	63
183	OATES, Davey	1462	238	179	227	234	300	284	63
89	POLLARD, Donnal	1482	240	179	235	234	300	294	89
		4398	718	537	685	698	898	862	215

2 Qld

103	FLETT, Glen	1433	236	179	227	229	296	266	56
178	Longbottom, Jamie	1473	240	179	232	235	299	288	75
205	ROSE, Quinton	1418	236	174	211	227	296	274	43
		4324	712	532	670	691	891	828	174

3 WA

31	CARATTI, Leo	1446	235	177	223	231	297	283	44
167	JEKEL, Linda	1422	233	179	221	222	299	268	48
22	WRAY, Max	1451	240	178	225	227	298	283	77
		4319	708	534	669	680	894	834	169

4 Vic

169	HALL, Andrew	1438	239	174	224	231	295	275	61
24	LOWE, Greg	1410	232	172	216	226	296	268	44
30	MOTTON, Ralph	1462	233	178	233	235	300	283	65
		4310	704	524	673	692	891	826	170

5 SA

113	COPPOLA, Gary	1456	238	178	226	229	300	285	64
195	MORRISON, Campbell	1372	233	175	194	213	289	268	32
184	QUINN, Richard	1454	240	170	233	230	294	287	62
		4282	711	523	653	672	883	840	158

6 NT

19	FARQUHARSON, Colin	1395	233	171	207	217	292	275	22
92	Richard JAMIESON	1231	187	155	191	206	281	211	18
114	STRAWBRIDGE, Stevan	1407	235	176	217	213	292	274	42
		4033	655	502	615	636	865	760	82

7 Tas

85	BANFIELD, Christopher	1450	236	177	223	233	297	284	58
		1450	236	177	223	233	297	284	58

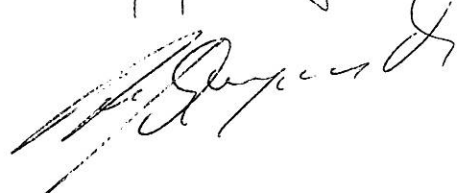
M. Bule
17.45
17/01/11

Rank	No.	Name	Rep.						Total
1	89	POLLARD, Donnal	NSW	236	237	112	175	118	878
2	113	COPPOLA, Gary	SA	233	239	109	175	118	874
3	183	OATES, Davey	NSW	237	239	104	171	116	867 236
4	31	CARATTI, Leo	WA	234	238	110	168	117	867 234
5	178	Longbottom, Jamie	QLD	234	235	105	173	119	866
6	73	BRUS, Dean	NSW	222	236	108	176	120	862
7	167	JEKEL, Linda	WA	232	238	107	167	116	860
8	134	JENSEN, Paul	VIC	230	228	109	173	119	859
9	205	ROSE, Quinten	QLD	223	233	115	173	115	859
10	85	BANFIELD, Christopher	TAS	228	236	106	168	118	856
11	22	WRAY, Max	WA	224	237	105	173	116	855
12	24	LOWE, Greg	VIC	229	235	108	163	119	854
13	169	HALL, Andrew	VIC	227	238	110	158	120	853
14	6	NOSWORTHY, John	NSW	221	235	102	173	120	851
15	195	MORRISON, Campbell	SA	231	234	103	162	118	848
16	69	CLARK, Les	VIC	228	226	110	171	113	848
17	103	FLETT, Glen	QLD	224	235	106	164	118	847
18	163	CURYER, Simon	SA	230	238	94	169	114	845
19	30	MOTTON, Ralph	VIC	228	234	102	161	118	843
20	127	MOORE, David	NSW	226	236	113	172	93	840
21	39	WICKS, Max	NSW	221	230	104	165	118	838
22	74	GRAY, Ray	NSW	224	238	96	162	117	837
23	194	DELAWYER, Theo	SA	221	220	105	175	115	836
24	40	O'BRIEN, Martin	NSW	231	233	103	153	115	835
25	109	WILLIAMSON, Paul	NSW	228	230	97	164	115	834
26	17	JONES, Lindsay	NSW	218	233	103	166	114	834
27	62	CICCOTOSTO, Dominic	WA	232	230	102	150	118	832
28	84	BANFIELD, Graeme	TAS	216	231	103	169	113	832
29	130	STUBBS, Phillip	WA	217	228	104	164	118	831
30	66	TERRY, Matt	SA	223	224	96	163	116	822
31	184	QUINN, Richard	SA	228	217	99	158	115	817
32	58	WALDEN, Chris	SA	223	224	95	158	116	816
33	37	ANASTASI, Ercole	VIC	211	227	107	152	117	814

34	177	EDE, Brandon	QLD	222	234	99	143	116	814
35	18	JONES, Marnie	NSW	228	230	77	163	114	812
36	80	OLIVER, Robert	NSW	206	236	100	147	117	806
37	82	O'BRIEN, Patrick	NSW	205	208	106	169	113	801
38	189	BENZ, Stephen	SA	201	217	95	168	116	797
39	19	FARQUHARSON, Colin	WA	215	231	97	139	113	795
40	132	HARTSHORN, David	WA	206	230	78	153	115	782
41	204	FRIEHE, Karl	WA	199	213	106	154	110	782
42	92	JAMIESON, Richard	NT	200	216	96	155	112	779
43	55	ANDREWS, Ray	WA	202	231	61	146	114	754
44	162	GILL, Graham	SA	191	210	87	142	106	736
45	102	HOPKINSON, John	NT	165	212	89	139	101	706
46	186	BISHOPP, Paul	VIC	204	174	62	142	114	696
47	159	BIRKEDALE, David	SA	172	178	58	160	108	676
48	75	MAY, Cherie	NSW	207	179	70	119	101	676
49	45	INGOLD, John	NSW	201	209	29	137	94	670
50	44	YOUNG, Bob	TAS	227	230	106	63	36	662
51	210	FANNING, Peter	SA	95	173	70	146	100	584
52	114	STRAWBRIDGE, Stevan	NT	215	9	79	155	107	565
DNF	199	COULTER, Paul	SA	216	157	0	0	0	373
DNS	153	DAVIDSON, Allan	NSW						0
DNS	160	GODBOLT, Reggie	SA						0
DNS	161	MARSLAND, Brett	WA						0
DSQ	122	REED, Howard	VIC						

#1

#1 122 Rule 4.2.7.4 FPF

18/4/11 - final


1 NSW

73	BRUS, Dean	862	222	236	108	176	120	0
183	OATES, Davey	867	237	239	104	171	116	0
89	POLLARD, Donnal	878	236	237	112	175	118	0
		2607 ✓	695	712	324	522	354	

2 Qld

103	FLETT, Glen	847	224	235	106	164	118	0
178	Longbottom, Jamie	866	234	235	105	173	119	0
205	ROSE, Quinton	859	223	233	115	173	115	0
		2572	681	703	326	510	352	

3 SA

113	COPPOLA, Gary	874	233	239	109	175	118	0
163	CURYER, Simon	845	230	238	94	169	114	0
195	MORRISON, Campbell	848	231	234	103	162	118	0
		2567	694	711	306	506	350	

4 Vic

169	HALL, Andrew	853	227	238	110	158	120	0
134	JENSEN, Paul	859	230	228	109	173	119	0
24	LOWE, Greg	854	229	235	108	163	119	0
		2566	686	701	327	494	358	

5 WA


31	CARATTI, Leo	867	234	238	110	168	117	0
62	CICCOTOSTO, Dominic	832	232	230	102	150	118	0
22	WRAY, Max	855	224	237	105	173	116	0
		2554	690	705	317	491	351	

6 Tas

85	BANFIELD, Christopher	856	228	236	106	168	118	0
84	BANFIELD, Graeme	832	216	231	103	169	113	0
44	YOUNG, Bob	662	227	230	106	63	36	0
		2350	671	697	315	400	267	

7 NT

19	FARQUHARSON, Colin	795	215	231	97	139	113	0
102	HOPKINSON, John	706	165	212	89	139	101	0
114	STRAWBRIDGE, Stevan	565	215	9	79	155	107	0
		2066	595	452	265	433	321	

18/4/11 - final


Rank	No.	Name	Rep.							Total
1	74	GRAY, Ray	NSW	94	95	189	95	93	188	377
2	45	INGOLD, John	NSW	92	94	186	91	94	185	371
3	14	SMITH, Ernest	VIC	91	90	181	92	97	189	370
										92
4	72	FULTON, Tom	QLD	93	95	188	92	90	182	370
										89
5	127	MOORE, David	NSW	90	93	183	91	94	185	368
6	2	GREEN, Gary	NSW	92	87	179	94	94	188	367
7	31	CARATTI, Leo	WA	89	87	176	98	92	190	366
8	167	JEKEL, Linda	WA	92	95	187	89	90	179	366
9	88	MONCRIEFF, Les	VIC	88	87	175	95	95	190	365
10	80	OLIVER, Robert	NSW	84	89	173	92	98	190	363
11	22	WRAY, Max	WA	84	91	175	91	97	188	363
12	3	SAMMARTINO, John	VIC	87	88	175	96	92	188	363
13	40	O'BRIEN, Martin	NSW	87	87	174	90	94	184	358
14	113	COPPOLA, Gary	SA	86	92	178	91	89	180	358
15	132	HARTSHORN, David	WA	82	91	173	90	94	184	357
16	135	SUBKEY, Brian	NSW	87	83	170	90	96	186	356
17	87	DAVIS, Wayne	VIC	86	90	176	88	92	180	356
18	46	HASTIE, David	VIC	89	92	181	87	88	175	356
19	99	AFFORD, Thomas	SA	91	94	185	79	87	166	351
20	97	CHALKER, Robert	NSW	87	96	183	93	73	166	349
21	175	HORTON, Geoff	VIC	90	85	175	87	85	172	347
22	183	OATES, Davey	NSW	88	91	179	84	83	167	346
23	204	FRIEHE, Karl	WA	83	85	168	90	87	177	345
24	114	STRAWBRIDGE, Stevan	NT	86	88	174	82	87	169	343
25	55	ANDREWS, Ray	WA	87	86	173	83	85	168	341
26	195	MORRISON, Campbell	SA	85	89	174	82	83	165	339
27	189	BENZ, Stephen	SA	82	77	159	85	90	175	334
28	49	TUTTY, Bruce	NSW	85	86	171	83	78	161	332
29	105	STEBBING, David	NSW	70	87	157	81	90	171	328
30	101	DUCKETT, Barry	WA	84	85	169	91	68	159	328
31	133	WOODS, Maureen	WA	87	86	173	76	74	150	323
32	203	FRIEHE, Hardy	WA	67	78	145	86	88	174	319
33	52	HARDING, Chris	NT	82	83	165	85	64	149	314
34	19	FARQUHARSON, Colin	WA	86	84	170	78	64	142	312
35	75	MAY, Cherie	NSW	80	84	164	76	70	146	310

36	77	CONOLEY, Barry	SA	58	78	136	85	83	168	304
37	17	JONES, Lindsay	NSW	55	68	123	77	79	156	279
38	16	JOHNSTON, Ann	SA	45	52	97	70	41	111	208
DNF	194	DELAWYER, Theo	SA	85	88	173	0	0	0	173
DNS	197	COPLEY, Jeff	SA							0
DNS	57	FUSS, Michael	SA							0
DNS	160	GODBOLT, Reggie	SA							0
DNS	122	REED, Howard	VIC							0

NBahn
 11:45
 19/4/11

Black Powder 25 Teams

1 NSW

97	CHALKER, Robert	349	87	96	93	73	0
45	INGOLD, John	371	92	94	91	94	0
127	MOORE, David	368	90	93	91	94	0
		1088 ✓	269	283	275	261	

2 Vic

87	DAVIS, Wayne	356	86	90	88	92	0
88	MONCRIEFF, Les	365	88	87	95	95	0
3	SAMMARTINO, John	363	87	88	96	92	0
		1084	261	265	279	279	

3 WA

31	CARATTI, Leo	366	89	87	98	92	0
204	FRIEHE, Karl	345	83	85	90	87	0
22	WRAY, Max	363	84	91	91	97	0
		1074	256	263	279	276	

4 SA

99	AFFORD, Thomas	351	91	94	79	87	0
113	COPPOLA, Gary	358	86	92	91	89	0
195	MORRISON, Campbell	339	85	89	82	83	0
		1048	262	275	252	259	

5 NT

19	FARQUHARSON, Colin	312	86	84	78	64	0
52	HARDING, Chris	314	82	83	85	64	0
114	STRAWBRIDGE, Stevan	343	86	88	82	87	0
		969	254	255	245	215	


6 Qld

72	FULTON, Tom	370	93	95	92	90	0
		370	93	95	92	90	

MBalk
14-45
19/4/11

Rank	No.	Name	Rep.						Total	
1	89	POLLARD, Donnal	NSW	235	239	115	175	120	884	119
2	178	Longbottom, Jamie	QLD	235	235	116	178	120	884	118
3	163	CURYER, Simon	SA	234	235	116	179	120	884	116
4	73	BRUS, Dean	NSW	235	239	115	177	117	883	
5	39	WICKS, Max	NSW	231	236	118	179	118	882	
6	183	OATES, Davey	NSW	235	238	113	174	120	880	
7	85	BANFIELD, Christopher	TAS	233	235	113	176	120	877	
8	31	CARATTI, Leo	WA	225	238	115	178	120	876	
9	134	JENSEN, Paul	VIC	230	238	114	176	118	876	
10	169	HALL, Andrew	VIC	227	240	113	175	120	875	
11	62	CICCOTOSTO, Dominic	WA	231	235	111	179	119	875	
12	18	JONES, Marnie	NSW	229	238	114	176	118	875	
13	69	CLARK, Les	VIC	232	235	113	174	120	874	
14	30	MOTTON, Ralph	VIC	235	237	110	176	116	874	
15	74	GRAY, Ray	NSW	229	239	112	176	116	872	
16	40	O'BRIEN, Martin	NSW	234	237	106	174	120	871	
17	22	WRAY, Max	WA	225	240	107	177	120	869	
18	66	TERRY, Matt	SA	232	235	108	175	119	869	
19	6	NOSWORTHY, John	NSW	227	232	111	179	119	868	
20	80	OLIVER, Robert	NSW	223	235	112	178	119	867	
21	194	DELAWYER, Theo	SA	222	235	114	177	117	865	
22	103	FLETT, Glen	QLD	233	239	99	177	117	865	
23	167	JEKEL, Linda	WA	235	234	103	174	118	864	
24	37	ANASTASI, Ercole	VIC	221	233	115	176	116	861	
25	58	WALDEN, Chris	SA	222	236	111	177	115	861	
26	130	STUBBS, Phillip	WA	218	235	116	173	117	859	
27	24	LOWE, Greg	VIC	223	234	109	174	118	858	
28	205	ROSE, Quinten	QLD	219	231	109	179	119	857	
29	201	BALDRY, Stephen	SA	221	236	110	173	117	857	
30	87	DAVIS, Wayne	VIC	228	239	105	171	114	857	
31	113	COPPOLA, Gary	SA	223	232	110	172	118	855	
32	82	O'BRIEN, Patrick	NSW	224	235	107	172	116	854	
33	114	STRAWBRIDGE, Stevan	NT	215	233	110	178	116	852	

34	127	MOORE, David	NSW	221	232	109	174	116	852
35	109	WILLIAMSON, Paul	NSW	220	231	106	173	116	846
36	189	BENZ, Stephen	SA	216	229	107	174	119	845
37	132	HARTSHORN, David	WA	217	228	109	172	118	844
38	195	MORRISON, Campbell	SA	230	204	117	174	117	842
39	84	BANFIELD, Graeme	TAS	218	233	107	168	115	841
40	177	EDE, Brandon	QLD	225	236	99	167	114	841
41	186	BISHOPP, Paul	VIC	219	232	100	171	116	838
42	159	BIRKEDALE, David	SA	223	229	101	172	112	837
43	17	JONES, Lindsay	NSW	211	233	96	175	119	834
44	184	QUINN, Richard	SA	205	219	113	179	113	829
45	102	HOPKINSON, John	NT	211	226	107	170	112	826
46	55	ANDREWS, Ray	WA	214	224	94	166	115	813
47	92	JAMIESON, Richard	NT	213	224	97	161	114	809
48	81	ADAM, Noorazah	NSW	220	225	89	164	108	806
49	122	REED, Howard	VIC	222	229	84	157	112	804
50	19	FARQUHARSON, Colin	WA	210	216	94	172	111	803
51	13	ASH, Graham	SA	201	223	93	167	114	798
52	75	MAY, Cherie	NSW	212	221	92	167	96	788
53	162	GILL, Graham	SA	211	229	90	149	98	777
54	204	FRIEHE, Karl	WA	187	223	74	169	108	761
55	45	INGOLD, John	NSW	198	215	93	149	106	761
56	136	FETTELL, Stephen	ACT	221	161	99	170	105	756
57	99	AFFORD, Thomas	SA	225	166	111	136	110	748
58	44	YOUNG, Bob	TAS	179	234	112	126	94	745
59	110	HEFFERNAN, Paula	NSW	150	160	95	167	102	674
60	210	FANNING, Peter	SA	86	191	44	158	111	590
DNS	199	COULTER, Paul	SA						0
DNS	153	DAVIDSON, Allan	NSW						0
DNS	160	GODBOLT, Reggie	SA						0
DNS	161	MARSLAND, Brett	WA						0

19/4/11
 Final Results


Service Unrestricted Teams

Final Results - 19-Apr-2011 4:28 pm

1 NSW

73	BRUS, Dean	883	235	239	115	177	117	0
183	OATES, Davey	880	235	238	113	174	120	0
89	POLLARD, Donnal	884	235	239	115	175	120	0
		2647✓	705	716	343	526	357	

2 WA

31	CARATTI, Leo	876	225	238	115	178	120	0
62	CICCOTOSTO, Dominic	875	231	235	111	179	119	0
22	WRAY, Max	869	225	240	107	177	120	0
		2620	681	713	333	534	359	

3 Vic

134	JENSEN, Paul	876	230	238	114	176	118	0
24	LOWE, Greg	858	223	234	109	174	118	0
30	MOTTON, Ralph	874	235	237	110	176	116	0
		2608	688	709	333	526	352	

4 Qld

103	FLETT, Glen	865	233	239	99	177	117	0
178	Longbottom, Jamie	884	235	235	116	178	120	0
205	ROSE, Quinton	857	219	231	109	179	119	0
		2606	687	705	324	534	356	

5 SA

113	COPPOLA, Gary	855	223	232	110	172	118	0
163	CURYER, Simon	884	234	235	116	179	120	0
195	MORRISON, Campbell	842	230	204	117	174	117	0
		2581	687	671	343	525	355	

6 NT

19	FARQUHARSON, Colin	803	210	216	94	172	111	0
102	HOPKINSON, John	826	211	226	107	170	112	0
114	STRAWBRIDGE, Stevan	852	215	233	110	178	116	0
		2481	636	675	311	520	339	

Adelaide Pistol & Shooting Club.
2011 ISSF & PA National Championships
17th April - 24th April 2011
Service Unrestricted Teams


Page : 2 of 2

Printed 19-Apr-2011 4:28 pm

Final Results - 19-Apr-2011 4:28 pm

7 Tas

85	BANFIELD, Christopher	877	233	235	113	176	120	0
84	BANFIELD, Graeme	841	218	233	107	168	115	0
44	YOUNG, Bob	745	179	234	112	126	94	0
		2463	630	702	332	470	329	

19/4/11
Final Results


Rank	No.	Name	Rep.					Total	Shoot Off
1	72	FULTON, Tom	QLD	95	91	97	97	380	
2	1	SINEL, Karen	NT	92	96	88	89	365	
3	198	DINNISON, Brenton	SA	92	92	93	88	365	
4	31	CARATTI, Leo	WA	92	87	94	88	361	
5	135	SUBKEY, Brian	NSW	92	91	92	86	361	
6	3	SAMMARTINO, John	VIC	87	87	91	90	355	
7	127	MOORE, David	NSW	92	84	92	84	352	
8	88	MONCRIEFF, Les	VIC	90	88	86	87	351	
9	87	DAVIS, Wayne	VIC	86	86	91	87	350	
10	99	AFFORD, Thomas	SA	88	90	86	85	349	
11	45	INGOLD, John	NSW	90	90	86	78	344	
12	22	WRAY, Max	WA	84	81	85	93	343	
13	2	GREEN, Gary	NSW	84	92	85	82	343	
14	14	SMITH, Ernest	VIC	84	82	90	86	342	
15	74	GRAY, Ray	NSW	90	84	83	78	335	
16	46	HASTIE, David	VIC	87	81	77	89	334	
17	195	MORRISON, Campbell	SA	83	89	78	84	334	
18	56	LISIEWICZ, John	QLD	80	80	86	85	331	
19	167	JEKEL, Linda	WA	79	82	86	81	328	
20	132	HARTSHORN, David	WA	69	87	84	84	324	
21	12	RYDQUIST, Marie	NSW	80	76	85	82	323	
22	160	GODBOLT, Reggie	SA	75	79	82	86	322	
23	49	TUTTY, Bruce	NSW	81	81	78	82	322	
24	101	DUCKETT, Barry	WA	74	79	88	80	321	
25	97	CHALKER, Robert	NSW	80	88	76	76	320	
26	129	PORTER, David	SA	75	84	86	75	320	
27	52	HARDING, Chris	NT	78	76	79	85	318	
28	204	FRIEHE, Karl	WA	71	84	82	80	317	
29	183	OATES, Davey	NSW	82	87	62	80	311	#1
30	194	DELAWYER, Theo	SA	76	71	60	87	294	
31	122	REED, Howard	VIC	80	60	69	85	294	
32	75	MAY, Cherie	NSW	65	74	78	76	293	

33	19	FARQUHARSON, Colin	WA	62	78	70	79	289
34	40	O'BRIEN, Martin	NSW	55	74	76	77	282
35	55	ANDREWS, Ray	WA	68	73	73	64	278
36	114	STRAWBRIDGE, Stevan	NT	57	69	80	69	275
37	17	JONES, Lindsay	NSW	52	50	36	69	207
38	16	JOHNSTON, Ann	SA	28	43	56	60	187

#1 183 Rule 6.32

20/4/11
 Final results
 C. J. Ferguson

1 Vic

87	DAVIS, Wayne	350	86	86	91	87	0
88	MONCRIEFF, Les	351	90	88	86	87	0
3	SAMMARTINO, John	355	87	87	91	90	0
	1056 ✓	263	261	268	264		

2 NSW

2	GREEN, Gary	343	84	92	85	82	0
127	MOORE, David	352	92	84	92	84	0
135	SUBKEY, Brian	361	92	91	92	86	0
	1056	268	267	269	252		

3 WA

31	CARATTI, Leo	361	92	87	94	88	0
101	DUCKETT, Barry	321	74	79	88	80	0
22	WRAY, Max	343	84	81	85	93	0
	1025	250	247	267	261		

4 SA

99	AFFORD, Thomas	349	88	90	86	85	0
129	David PORTER	320	75	84	86	75	0
195	MORRISON, Campbell	334	83	89	78	84	0
	1003	246	263	250	244		

5 NT

19	FARQUHARSON, Colin	289	62	78	70	79	0
52	HARDING, Chris	318	78	76	79	85	0
1	SINEL, Karen	365	92	96	88	89	0
	972	232	250	237	253		

6 Qld

72	FULTON, Tom	380	95	91	97	97	0
56	LISIEWICZ, John	331	80	80	86	85	0
	711	175	171	183	182		

20/4/11
 Final Results
 R. J. J. J. J.
 © Open for Windows

Rank	No.	Name	Rep.					Total	
1	22	WRAY, Max	WA	248	140	147	99	634	99
2	73	BRUS, Dean	NSW	249	141	148	96	634	98
3	6	NOSWORTHY, John	NSW	243	141	148	95	627	93
4	39	WICKS, Max	NSW	244	141	144	98	627	88
5	134	JENSEN, Paul	VIC	245	136	147	98	626	
6	31	CARATTI, Leo	WA	247	135	147	94	623	
7	62	CICCOTOSTO, Dominic	WA	243	136	145	98	622	
8	195	MORRISON, Campbell	SA	243	139	146	94	622	
9	80	OLIVER, Robert	NSW	245	137	145	94	621	
10	103	FLETT, Glen	QLD	248	132	142	97	619	
11	169	HALL, Andrew	VIC	244	138	144	93	619	
12	160	GODBOLT, Reggie	SA	242	132	145	98	617	
13	178	Longbottom, Jamie	QLD	247	136	141	93	617	
14	40	O'BRIEN, Martin	NSW	246	133	139	97	615	
15	37	ANASTASI, Ercole	VIC	247	126	145	95	613	
16	163	CURYER, Simon	SA	246	136	140	90	612	
17	127	MOORE, David	NSW	246	137	141	88	612	
18	18	JONES, Marnie	NSW	248	134	132	95	609	
19	66	TERRY, Matt	SA	245	127	144	91	607	
20	69	CLARK, Les	VIC	243	120	146	96	605	
21	24	LOWE, Greg	VIC	242	127	138	97	604	
22	89	POLLARD, Donnal	NSW	230	143	135	96	604	
23	130	STUBBS, Phillip	WA	235	138	140	89	602	
24	82	O'BRIEN, Patrick	NSW	248	130	142	82	602	
25	189	BENZ, Stephen	SA	241	133	142	85	601	
26	113	COPPOLA, Gary	SA	243	131	127	99	600	
27	167	JEKEL, Linda	WA	244	124	137	95	600	
28	109	WILLIAMSON, Paul	NSW	246	125	140	89	600	
29	74	GRAY, Ray	NSW	233	145	129	92	599	
30	205	ROSE, Quinten	QLD	239	118	141	100	598	
31	30	MOTTON, Ralph	VIC	242	135	145	76	598	
32	194	DELAWYER, Theo	SA	239	122	139	97	597	
33	114	STRAWBRIDGE, Stevan	NT	237	130	138	92	597	

34	17	JONES, Lindsay	NSW	236	125	139	93	593
35	184	QUINN, Richard	SA	237	130	144	81	592
36	186	BISHOPP, Paul	VIC	231	127	140	89	587
37	81	ADAM, Noorazah	NSW	242	126	129	87	584
38	19	FARQUHARSON, Colin	WA	236	114	134	97	581
39	183	OATES, Davey	NSW	244	129	118	88	579
40	177	EDE, Brandon	QLD	245	138	131	60	574
41	13	ASH, Graham	SA	222	114	141	94	571
42	52	HARDING, Chris	NT	232	120	134	85	571
43	88	MONCRIEFF, Les	VIC	235	117	135	82	569
44	132	HARTSHORN, David	WA	228	112	139	84	563
45	204	FRIEHE, Karl	WA	223	114	129	88	554
46	102	HOPKINSON, John	NT	206	111	138	98	553
47	55	ANDREWS, Ray	WA	210	114	135	89	548
48	75	MAY, Cherie	NSW	226	96	133	82	537
49	44	YOUNG, Bob	TAS	233	118	141	44	536
50	99	AFFORD, Thomas	SA	212	111	125	86	534
51	92	JAMIESON, Richard	NT	234	79	129	79	521
52	58	WALDEN, Chris	SA	244	83	102	90	519
53	45	INGOLD, John	NSW	238	66	124	85	513
54	159	BIRKEDALE, David	SA	186	94	133	79	492
55	110	HEFFERNAN, Paula	NSW	209	101	104	70	484
DNS	199	COULTER, Paul	SA					0
DNS	153	DAVIDSON, Allan	NSW					0
DNS	203	FRIEHE, Hardy	WA					0
DNS	161	MARSLAND, Brett	WA					0

20/4/11
Final results
P. Ryan

1 WA

31	CARATTI, Leo	623	247	135	147	94	0
62	CICCOTOSTO, Dominic	622	243	136	145	98	0
22	WRAY, Max	634	248	140	147	99	0
		1879✓	738	411	439	291	

2 NSW

73	BRUS, Dean	634	249	141	148	96	0
89	POLLARD, Donnal	604	230	143	135	96	0
39	WICKS, Max	627	244	141	144	98	0
		1865	723	425	427	290	

3 Qld

103	FLETT, Glen	619	248	132	142	97	0
178	Longbottom, Jamie	617	247	136	141	93	0
205	ROSE, Quinton	598	239	118	141	100	0
		1834	734	386	424	290	

4 SA

113	COPPOLA, Gary	600	243	131	127	99	0
163	CURYER, Simon	612	246	136	140	90	0
195	MORRISON, Campbell	622	243	139	146	94	0
		1834	732	406	413	283	

5 Vic

134	JENSEN, Paul	626	245	136	147	98	0
24	LOWE, Greg	604	242	127	138	97	0
30	MOTTON, Ralph	598	242	135	145	76	0
		1828	729	398	430	271	

6 NT


19	FARQUHARSON, Colin	581	236	114	134	97	0
102	HOPKINSON, John	553	206	111	138	98	0
114	STRAWBRIDGE, Stevan	597	237	130	138	92	0
		1731	679	355	410	287	

7 Tas

44	YOUNG, Bob	536	233	118	141	44	0
		536	233	118	141	44	

20/4/11
Final results
[Signature]

			Total	SV	SVU	Sv25	BP50	BP25
1	Leo CARATTI	WA	3093	867	876	623	361	366
2	Max WRAY	WA	3064	855	869	634	343	363
3	David MOORE	NSW	3024	840	852	612	352	368
4	Ray GRAY	NSW	3020	837	872	599	335	377
5	Linda JEKEL	WA	3018	860	864	600	328	366
6	Campbell MORRISON	SA	2985	848	842	622	334	339
7	Davey OATES	NSW	2983	867	880	579	311	346
8	Martin O'BRIEN	NSW	2961	835	871	615	282	358
9	David HARTSHORN	WA	2870	782	844	563	324	357
10	Colin FARQUHARSON	WA	2780	795	803	581	289	312
11	Karl FRIEHE	WA	2759	782	761	554	317	345
12	Lindsay JONES	NSW	2747	834	834	593	207	279
13	Ray ANDREWS	WA	2734	754	813	548	278	341
14	John INGOLD	NSW	2659	670	761	513	344	371
15	Stevan STRAWBRIDGE	NT	2632	565	852	597	275	343
16	Cherie MAY	NSW	2604	676	788	537	293	310



			Total	SP	SU	SV25
1	Dean BRUS	NSW	2379	862	883	634
2	Jamie LONGBOTTOM	QLD	2367	866	884	617
3	Donnal POLLARD	NSW	2366	878	884	604
4	Leo CARATTI	WA	2366	867	876	623
5	Paul JENSEN	VIC	2361	859	876	626
6	Max WRAY	WA	2358	855	869	634
7	Andrew HALL	VIC	2347	853	875	619
8	Max WICKS	NSW	2347	838	882	627
9	John NOSWORTHY	NSW	2346	851	868	627
10	Simon CURYER	SA	2341	845	884	612
11	Glen FLETT	QLD	2331	847	865	619
12	Gary COPPOLA	SA	2329	874	855	600
13	Dominic CICCOTOSTO	WA	2329	832	875	622
14	Les CLARK	VIC	2327	848	874	605
15	Davey OATES	NSW	2326	867	880	579
16	Linda JEKEL	WA	2324	860	864	600
17	Martin O'BRIEN	NSW	2321	835	871	615
18	Greg LOWE	VIC	2316	854	858	604
19	Ralph MOTTON	VIC	2315	843	874	598
20	Quinten ROSE	QLD	2314	859	857	598
21	Campbell MORRISON	SA	2312	848	842	622
22	Ray GRAY	NSW	2308	837	872	599
23	David MOORE	NSW	2304	840	852	612
24	Theo DeLAWYER	SA	2298	836	865	597
25	Matt TERRY	SA	2298	822	869	607
26	Marnie JONES	NSW	2296	812	875	609
27	Robert OLIVER	NSW	2294	806	867	621
28	Phillip STUBBS	WA	2292	831	859	602
29	Ercole ANASTASI	VIC	2288	814	861	613
30	Paul WILLIAMSON	NSW	2280	834	846	600
31	Lindsay JONES	NSW	2261	834	834	593
32	Patrick O'BRIEN	NSW	2257	801	854	602
33	Stephen BENZ	SA	2243	797	845	601
34	Richard QUINN	SA	2238	817	829	592
35	Brandon EDE	QLD	2229	814	841	574
36	Chris WALDEN	SA	2196	816	861	519

Rank	No.	Name	Rep.									Total
Open												
1	83	HALL, Ben	VIC	96	94	97	287	97	97	96	290	577 -12x
2	116	CHAPMAN, David	SA	96	95	94	285	94	96	96	286	571 -14x
3	192	GIUSTINIANO, Michelangelo	WA	94	88	93	275	95	99	98	292	567 -15x
4	72	FULTON, Tom	QLD	95	99	95	289	93	92	92	277	566 -15x
5	8	MULLENS, Gary	VIC	94	92	94	280	91	97	94	282	562 -11x
6	65	ROYALS, Peter	SA	92	97	91	280	95	92	94	281	561 -18x
7	163	CURYER, Simon	SA	93	91	93	277	94	95	94	283	560 - 9x
8	21	FINKEN, Lucas	VIC	91	94	92	277	93	94	95	282	559 -11x
9	14	SMITH, Ernest	VIC	92	93	94	279	88	95	96	279	558 -15x
10	22	WRAY, Max	WA	95	94	91	280	90	88	100	278	558 -12x
11	129	PORTER, David	SA	93	93	99	285	91	86	96	273	558 -11x
12	98	DONNELLAN, John	NSW	87	90	96	273	95	95	95	285	558 - 9x
13	88	MONCRIEFF, Les	VIC	88	97	93	278	91	95	94	280	558 - 9x
14	135	SUBKEY, Brian	NSW	90	94	97	281	94	92	90	276	557 -11x
15	124	ASHMORE, James	ACT	92	94	92	278	94	91	94	279	557 - 8x
16	120	QUICK, Bruce	VIC	93	89	91	273	98	95	91	284	557 - 7x
17	45	INGOLD, John	NSW	95	92	93	280	90	94	93	277	557 - 6x
18	138	RYAN, Noel	QLD	88	92	92	272	94	93	97	284	556 -17x
19	104	HOGG, Max	NSW	91	95	97	283	91	89	93	273	556 -14x
20	31	CARATTI, Leo	WA	92	94	92	278	91	92	95	278	556 -10x
21	56	LISIEWICZ, John	QLD	92	91	94	277	88	94	95	277	554 -12x
22	183	OATES, Davey	NSW	93	93	94	280	89	88	96	273	553 - 9x
23	148	BLACKBURN, Steve	NSW	91	93	93	277	89	93	93	275	552 -13x
24	67	KOZAK, Jeremy	WA	86	91	89	266	96	95	95	286	552 - 9x
25	202	SCHOFIELD, Trevor	NSW	93	90	91	274	96	91	91	278	552 - 7x
26	63	DOWLING, Bob	NSW	86	86	97	269	92	94	96	282	551 -15x
27	127	MOORE, David	NSW	89	93	91	273	94	92	91	277	550 - 9x
28	59	ARTHUR-SMITH, Peter	SA	85	89	90	264	93	94	98	285	549 - 8x
29	209	SCHOFIELD, Tim	NSW	88	89	90	267	91	96	95	282	549 - 8x
30	5	GUY, Steve	NSW	87	97	92	276	91	90	91	272	548 -11x
31	52	HARDING, Chris	NT	89	96	95	280	86	87	93	266	546 - 9x

32	114	STRAWBRIDGE, Stevan	NT	92	89	91	272	91	91	88	270	542 - 8x
33	71	CRUISE, James	NT	88	92	94	274	90	85	93	268	542 - 6x
34	54	FITZPATRICK, Peter	NSW	86	89	93	268	91	89	93	273	541 - 9x
35	182	HEUKE, Peter	QLD	93	86	90	269	89	87	94	270	539 - 7x
36	208	BLACK, Philip	ACT	86	87	89	262	93	89	94	276	538 - 6x
37	3	SAMMARTINO, John	VIC	91	92	84	267	93	86	91	270	537 - 11x
38	175	HORTON, Geoff	VIC	88	93	94	275	89	87	85	261	536 - 8x
39	181	CUNDY, Jim	SA	85	90	89	264	95	93	83	271	535 - 9x
40	93	JESIC, Dragoljub	NSW	88	87	91	266	90	85	94	269	535 - 8x
41	96	GREAVES, Leigh	WA	89	94	88	271	92	88	83	263	534 - 4x
42	99	AFFORD, Thomas	SA	93	87	88	268	84	91	90	265	533 - 8x
43	10	SYKES, Kym	SA	85	90	81	256	92	90	91	273	529 - 7x
44	44	YOUNG, Bob	TAS	92	85	86	263	92	82	88	262	525 - 5x
45	204	FRIEHE, Karl	WA	88	81	80	249	92	89	94	275	524 - 6x
46	50	KNAPP, Mike	WA	92	78	94	264	83	90	87	260	524 - 5x
47	87	DAVIS, Wayne	VIC	88	94	63	245	91	96	89	276	521 - 10x
48	74	GRAY, Ray	NSW	81	91	92	264	85	81	91	257	521 - 6x
49	20	HURR, James	SA	85	89	91	265	80	86	89	255	520 - 5x
50	2	GREEN, Gary	NSW	92	84	87	263	81	86	86	253	516 - 6x
51	139	BATES, David	WA	85	92	83	260	88	83	85	256	516 - 6x
52	25	CRONBERGER, Brad	NSW	81	80	87	248	88	85	90	263	511 - 6x
53	216	TARANSKY, Alex	SA	83	85	84	252	78	89	91	258	510 - 3x
54	55	ANDREWS, Ray	WA	85	87	85	257	76	86	86	248	505 - 6x
55	19	FARQUHARSON, Colin	WA	82	89	88	259	71	87	88	246	505 - 4x
56	186	BISHOPP, Paul	VIC	84	84	84	252	84	85	83	252	504 - 3x
57	64	SIMMUL, Peter	TAS	86	85	75	246	80	88	89	257	503 - 2x
58	105	STEBBING, David	NSW	80	78	86	244	89	80	88	257	501 - 8x
59	77	CONOLEY, Barry	SA	78	82	86	246	86	81	85	252	498 - 5x
60	122	REED, Howard	VIC	82	80	92	254	82	91	68	241	495 - 4x
61	168	FOSTER, Phillip	NT	90	86	80	256	88	72	76	236	492 - 1x
62	95	HEINIGER, Christoph	NSW	91	88	86	265	93	42	86	221	486 - 7x
63	43	LUMSDEN, John	NSW	84	84	78	246	75	87	68	230	476 - 6x
64	156	PINNINGTON, Darren	SA	94	86	91	271	73	72	57	202	473 - 1x
65	117	CHAPMAN, Matthew	SA	75	74	80	229	83	79	76	238	467 - 3x
66	97	CHALKER, Robert	NSW	74	82	51	207	80	81	92	253	460 - 4x
67	140	SMITH, Kieron	SA	72	76	69	217	80	64	81	225	442 - 3x
68	200	GEORGE, Tony	SA	76	79	59	214	78	77	72	227	441 - 2x
69	149	RICARDI, Bill	SA	80	82	85	247	81	72	35	188	435 - 5x

70	152	SOANES, Paul	SA	64	73	77	214	83	83	54	220	434 - 2x
71	207	MUSURUCA, Francesco	SA	83	86	80	249	46	60	54	160	409 - 2x
72	142	CUBILLO, Robert	NT	88	83	86	257	56	62	25	143	400 - 1x #1
73	78	O'BRYAN, Eric	TAS	81	61	74	216	61	41	74	176	392 - 1x
74	33	GOBBETT, William	VIC	52	61	66	179	71	77	47	195	374 - 3x
75	79	STEERS, Geoff	NSW	49	50	63	162	60	71	77	208	370 - 0x
DNF	57	FUSS, Michael	SA	72	8	0	80	0	0	0	0	80 - 1x
DNF	193	ROBERTS, Chris	VIC	48	0	0	48	0	0	0	0	48 - 0x
DNS	197	COPLEY, Jeff	SA									0 -
DNS	101	DUCKETT, Barry	WA									0 -
DNS	160	GODBOLT, Reggie	SA									0 -
DNS	180	WILDMAN, Henry	SA									0 -
DNS	176	WILSON, Bryan	VIC									0 -

Junior

1	146	BLACKBURN, Blake	NSW	83	90	92	265	100	95	96	291	556 - 11x
---	-----	------------------	-----	----	----	----	-----	-----	----	----	-----	-----------

#1 142 Rule 8.6.6.1.1.1



1 SA

116	CHAPMAN, David	571	96	95	94	94	96	96	14
129	PORTER, David	558	93	93	99	91	86	96	11
65	ROYALS, Peter	561	92	97	91	95	92	94	18
	1690		281	285	284	280	274	286	43

2 WA

31	CARATTI, Leo	556	92	94	92	91	92	95	10
192	GIUSTINIANO, Michelange	567	94	88	93	95	99	98	15
22	WRAY, Max	558	95	94	91	90	88	100	12
	1681		281	276	276	276	279	293	37

3 Qld

72	FULTON, Tom	566	95	99	95	93	92	92	15
56	LISIEWICZ, John	554	92	91	94	88	94	95	12
138	RYAN, Noel	556	88	92	92	94	93	97	17
	1676		275	282	281	275	279	284	44

4 Vic

87	DAVIS, Wayne	521	88	94	63	91	96	89	10
83	HALL, Ben	577	96	94	97	97	97	96	12
8	MULLENS, Gary	562	94	92	94	91	97	94	11
	1660		278	280	254	279	290	279	33

5 NSW

98	DONNELLAN, John	558	87	90	96	95	95	95	9
127	MOORE, David	550	89	93	91	94	92	91	9
202	SCHOFIELD, Trevor	552	93	90	91	96	91	91	7
	1660		269	273	278	285	278	277	25

6 NT

71	CRUISE, James	542	88	92	94	90	85	93	6
52	HARDING, Chris	546	89	96	95	86	87	93	9
114	STRAWBRIDGE, Stevan	542	92	89	91	91	91	88	8
	1630		269	277	280	267	263	274	23

25m Centre Fire Teams

Final Results - 21-Apr-2011 4:40 pm

7 Tas

78	O'BRYAN, Eric	392	81	61	74	61	41	74	1
64	SIMMUL, Peter	503	86	85	75	80	88	89	2
44	YOUNG, Bob	525	92	85	86	92	82	88	5
		1420	259	231	235	233	211	251	8

A handwritten signature, likely of Eric O'Bryan, is enclosed in an oval. The signature is written in a cursive, flowing style.

10m Womens Air Finals ✓

Final Results


1	38	RYAN, Linda	VIC	475.7	375 (7)	100.7	10.8	8.9	9.3	10.5	9.5	10.5	10.3	10.8	9.7	10.4	(0)
2	112	GALIABOVITCH, Elena	VIC	475.3	378 (11)	97.3	10.1	10.6	8.5	9.9	10.0	9.6	10.4	9.6	8.6	10.0	(0)
3	118	CHAPMAN, Hayley	SA	471.1	381 (10)	90.1	8.8	8.1	9.4	7.3	9.0	8.8	10.5	8.6	9.6	10.0	(0)
4	12	RYDQUIST, Marie	NSW	468.8	370 (7)	98.8	10.4	9.1	10.5	9.0	10.5	10.1	9.3	10.0	10.2	9.7	(0)
5	76	LORD, Helen	NSW	467.9	371 (8)	96.9	10.2	8.5	9.9	10.3	10.0	10.6	9.3	10.4	7.6	10.1	(0)
6	119	DUNKS, Julie	QLD	467.0	369 (7)	98.0	10.2	8.9	9.2	9.4	10.7	9.1	10.1	9.6	10.1	10.7	(0)
7	1	SINEL, Karen	NT	461.4	374 (7)	87.4	7.8	8.4	9.7	10.2	8.0	6.9	8.7	9.9	8.9	8.9	(0)
8	70	HUNT, Cathy	QLD	460.7	373 (10)	87.7	7.5	9.9	8.4	8.6	9.0	9.1	8.0	8.2	9.1	9.9	(0)



10m Womens Air


Final Results - 21-Apr-2011 7:02 pm

Rank	No.	Name	Rep.					Total	Shoot Off
1	38	RYAN, Linda	VIC	93	94	96	92	375 - 7x	
2	112	GALIABOVITCH, Elena	VIC	96	92	95	95	378 - 11x	
3	118	CHAPMAN, Hayley	SA	96	96	95	94	381 - 10x	
4	12	RYDQUIST, Marie	NSW	92	96	88	94	370 - 7x	
5	76	LORD, Helen	NSW	95	89	93	94	371 - 8x	
6	119	DUNKS, Julie	QLD	92	94	90	93	369 - 7x	49.3
7	1	SINEL, Karen	NT	94	93	93	94	374 - 7x	
8	70	HUNT, Cathy	QLD	92	92	95	94	373 - 10x	
9	167	JEKEL, Linda	WA	92	93	94	90	369 - 10x	42.6
10	16	JOHNSTON, Ann	SA	92	90	93	90	365 - 7x	
11	170	POTTER, Ann	QLD	89	92	91	92	364 - 6x	
12	23	WRAY, Brenda	WA	89	93	93	88	363 - 3x	
13	128	MOORE, Cheryl	NSW	87	92	91	92	362 - 5x	
14	108	THOMAS, Lynn	QLD	91	93	91	87	362 - 5x	
15	179	FOSTER, Yvonne	NT	88	88	94	90	360 - 8x	
16	28	AUSTIN, Marianne	VIC	89	88	90	92	359 - 7x	
17	32	GOBBETT, Irene	VIC	92	88	91	88	359 - 7x	
18	41	COWLING, Lara	NSW	86	89	93	91	359 - 5x	
19	187	JANSKA, Renata	VIC	90	88	89	92	359 - 4x	
20	137	FETTELL, Catherine	ACT	91	85	90	92	358 - 8x	
21	29	HARRIS, Joan	SA	88	88	88	94	358 - 4x	
22	191	THOMAS, Margaret	SA	93	89	91	84	357 - 2x	
23	90	HUTCHINSON, Joanne	NT	85	89	89	93	356 - 6x	
24	36	GALE, Vivienne	TAS	87	90	90	89	356 - 5x	
25	4	GUY, Sue	NSW	87	89	89	91	356 - 2x	
26	47	ISMAIL, Sharlene	SA	89	86	90	90	355 - 7x	
27	100	WILSON, Marlo	VIC	87	85	91	92	355 - 4x	
28	172	GREGORY, Jenny	ACT	90	90	82	92	354 - 3x	
29	151	BRYANT, Charlotte	VIC	87	89	92	85	353 - 3x	
30	9	MULLENS, Chelsea	VIC	88	88	87	89	352 - 2x	
31	141	POOLEY, Lynda	SA	91	89	87	83	350 - 2x	
32	164	OSBORNE, Bev	SA	84	83	90	92	349 - 3x	



33	133	WOODS, Maureen	WA	87	86	89	87	349 - 2x	
34	7	MULLENS, Joy	VIC	91	86	78	92	347 - 5x	
35	27	WHITEHEAD, Deane	WA	86	94	83	84	347 - 4x	
36	213	WILLIAMS, Tracy	SA	86	89	80	89	344 - 7x	
37	75	MAY, Cherie	NSW	85	80	88	85	338 - 1x	
38	11	SYKES, Karen	SA	82	86	83	86	337 - 0x	
39	42	O'LEARY, Elizabeth	TAS	84	84	82	84	334 - 1x	
40	15	MCHUGH, Caroline	SA	79	88	80	85	332 - 4x	
41	106	STEBBING, Sandra	NSW	80	85	86	81	332 - 0x	
42	115	STRAWBRIDGE, Betty	NT	75	78	83	86	322 - 3x	#1
43	26	CRONBERGER, Karen	NSW	81	78	77	81	317 - 2x	
44	150	RICARDI, Lorraine	SA	70	80	87	72	309 - 1x	
45	107	CUERTON, Maddison	QLD	76	79	80	69	304 - 0x	
DNS	173	CHARLTON, Irene	VIC					0 -	
DNS	143	SANDSTROM, Michele	QLD					0 -	

#1 115 Rule 6.11.7.2.1



1 Vic

112	GALIABOVITCH, Elene	378	96	92	95	95	11
187	JANSKA, Renata	359	90	88	89	92	4
38	RYAN, Linda	375	93	94	96	92	7
	1112 ✓	279	274	280	279		22

2 Qld

119	DUNKS, Julie	369	92	94	90	93	7
70	HUNT, Cathy	373	92	92	95	94	10
170	POTTER, Ann	364	89	92	91	92	6
	1106	273	278	276	279		23

3 SA

118	CHAPMAN, Hayley	381	96	96	95	94	10
16	JOHNSTON, Ann	365	92	90	93	90	7
191	THOMAS, Margaret	357	93	89	91	84	2
	1103	281	275	279	268		19

4 NT

179	FOSTER, Yvonne	360	88	88	94	90	8
90	HUTCHINSON, Joanne	356	85	89	89	93	6
1	SINEL, Karen	374	94	93	93	94	7
	1090	267	270	276	277		21

5 NSW

41	COWLING, Lara	359	86	89	93	91	5
4	GUY, Sue	356	87	89	89	91	2
12	RYDQUIST, Marie	370	92	96	88	94	7
	1085	265	274	270	276		14

6 WA

167	JEKEL, Linda	369	92	93	94	90	10
133	WOODS, Maureen	349	87	86	89	87	2
23	WRAY, Brenda	363	89	93	93	88	3
	1081	268	272	276	265		15

10m Womens Air Teams*Final Results - 21-Apr-2011 7:02 pm*

7 ACT

137	FETTELL, Catherine	358	91	85	90	92	8
172	GREGORY, Jenny	354	90	90	82	92	3
		712	181	175	172	184	11

8 Tas

36	GALE, Vivienne	356	87	90	90	89	5
42	O'LEARY, Elizabeth	334	84	84	82	84	1
		690	171	174	172	173	6



Rank	No.	Name	Rep.					Total	Shoot Off
1	118	CHAPMAN, Hayley	SA	93	92	91	92	368 - 3x	
2	100	WILSON, Marlo	VIC	89	91	92	90	362 - 7x	
3	166	TOMPKINS, Kayla	NSW	89	92	93	86	360 - 6x	
4	107	CUERTON, Maddison	QLD	80	80	81	85	326 - 0x	
5	27	WHITEHEAD, Deane	WA	81	74	80	84	319 - 2x	
6	214	PETRIE, Morgan	SA	68	66	62	62	258 - 4x	

W. Sala
16.50
21/4/11

50m Pistol

Final Results - 22-Apr-2011 6:08 pm

Rank	No.	Name	Rep.										Total	Shoot Off
Open														
1	185	BLAND, Shane	SA	92	94	90	88	87	92	543	- 7x			
		Final:	7.5 10.3	8.8 10.2	9.7 7.9	7.0 8.9	9.5 6.5	86.3						
										629.3				
2	206	REPACHOLI, Daniel	NSW	91	90	90	83	88	90	532	- 5x			
		Final:	10.3 7.9	9.9 9.8	9.1 10.5	10.3 9.7	8.7 9.5	95.7						
										627.7				
3	211	CASAGRANDE, Alfio	QLD	86	92	90	88	87	93	536	- 6x			
		Final:	10.7 8.4	9.0 9.6	10.5 8.5	8.9 9.2	8.4 8.0	91.2						
										627.2				
4	120	QUICK, Bruce	VIC	86	84	91	90	90	89	530	- 8x			
		Final:	8.7 10.3	9.6 9.2	8.7 8.7	9.1 10.3	9.3 8.6	92.5						
										622.5				
5	193	ROBERTS, Chris	VIC	86	89	88	89	89	92	533	- 4x			
		Final:	8.4 7.8	9.1 9.0	10.8 8.8	9.2 9.4	7.8 9.0	89.3						
										622.3				
6	56	LISIEWICZ, John	QLD	83	89	89	93	87	91	532	- 6x			
		Final:	9.0 9.1	8.6 9.2	9.0 9.7	7.4 9.6	7.5 8.6	87.7						
										619.7				
7	91	RYDER, Aaron	WA	90	91	88	86	93	83	531	- 6x			
		Final:	9.4 5.8	6.7 10.4	10.1 9.5	10.1 8.3	8.0 9.4	87.7						
										618.7				
8	144	SANDSTROM, Bengt	QLD	83	88	91	91	88	85	526	- 4x	42		
		Final:	9.0 8.5	10.1 7.9	9.5 8.8	10.1 10.2	7.9 8.9	90.9						
										616.9				
9	53	FAVELL, Bruce	QLD	95	88	88	90	88	77	526	- 8x	42		
10	148	BLACKBURN, Steve	NSW	87	91	91	86	86	85	526	- 5x	35 #1		
11	83	HALL, Ben	VIC	82	91	93	85	87	87	525	- 8x			
12	127	MOORE, David	NSW	87	88	87	86	84	93	525	- 4x			

13	88	MONCRIEFF, Les	VIC	88	88	85	89	84	90	524 - 6x
14	192	GIUSTINIANO, Michelangelo	WA	83	92	87	87	83	91	523 - 4x
15	129	PORTER, David	SA	88	88	91	84	89	80	520 - 9x
16	167	JEKEL, Linda	WA	89	83	91	87	85	85	520 - 3x
17	31	CARATTI, Leo	WA	88	81	91	90	85	83	518 - 3x
18	116	CHAPMAN, David	SA	89	86	85	84	85	85	514 - 5x
19	45	INGOLD, John	NSW	84	86	86	86	87	84	513 - 7x
20	96	GREAVES, Leigh	WA	83	83	87	83	91	86	513 - 3x
21	21	FINKEN, Lucas	VIC	87	85	83	86	82	89	512 - 4x
22	54	FITZPATRICK, Peter	NSW	82	90	84	84	86	86	512 - 4x
23	135	SUBKEY, Brian	NSW	86	83	86	87	84	85	511 - 4x
24	94	JESIC, Vojimir	NSW	82	87	80	89	88	83	509 - 0x
25	139	BATES, David	WA	84	88	88	78	86	83	507 - 3x
26	8	MULLENS, Gary	VIC	86	84	82	87	83	83	505 - 2x
27	87	DAVIS, Wayne	VIC	77	70	88	86	91	92	504 - 5x
28	86	CHNG, Aik Pin	VIC	86	90	86	87	78	76	503 - 4x
29	72	FULTON, Tom	QLD	85	80	87	84	82	85	503 - 2x
30	12	RYDQUIST, Marie	NSW	79	82	80	88	86	87	502 - 6x
31	131	MAMOUZELOS, Christos	QLD	77	86	78	88	86	87	502 - 5x
32	74	GRAY, Ray	NSW	80	83	87	86	81	84	501 -10x
33	174	SCHULTZ, Peter	SA	85	81	91	84	75	83	499 - 2x
34	99	AFFORD, Thomas	SA	86	82	74	79	87	91	499 - 1x
35	3	SAMMARTINO, John	VIC	90	79	85	75	81	88	498 - 2x
36	67	KOZAK, Jeremy	WA	80	88	84	77	84	85	498 - 0x
37	50	KNAPP, Mike	WA	86	88	77	81	83	80	495 - 3x
38	201	BALDRY, Stephen	SA	89	75	81	79	83	87	494 - 8x
39	2	GREEN, Gary	NSW	82	79	84	81	84	84	494 - 0x
40	168	FOSTER, Phillip	NT	76	83	85	80	82	85	491 - 2x
41	52	HARDING, Chris	NT	85	78	80	80	85	81	489 - 2x
42	207	MUSURUCA, Francesco	SA	76	83	80	83	89	78	489 - 1x
43	16	JOHNSTON, Ann	SA	67	86	86	74	87	85	485 - 3x
44	104	HOGG, Max	NSW	80	75	83	87	81	78	484 - 3x

45	114	STRAWBRIDGE, Stevan	NT	78	85	79	81	79	79	481 - 2x
46	10	SYKES, Kym	SA	78	79	74	88	82	79	480 - 2x
47	208	BLACK, Philip	ACT	80	83	75	74	86	81	479 - 4x
48	181	CUNDY, Jim	SA	76	76	85	79	80	82	478 - 3x
49	93	JESIC, Dragoljub	NSW	82	75	81	84	72	75	469 - 1x
50	140	SMITH, Kieron	SA	78	82	82	67	79	77	465 - 3x
51	124	ASHMORE, James	ACT	85	77	77	78	76	71	464 - 1x
52	59	ARTHUR-SMITH, Peter	SA	72	80	83	75	81	72	463 - 3x
53	61	COOK, Martin	NSW	76	76	87	79	68	76	462 - 6x
54	154	DAWSON, Allan	SA	75	79	76	74	76	80	460 - 1x
55	71	CRUISE, James	NT	75	74	80	70	77	82	458 - 1x
56	36	GALE, Vivienne	TAS	70	71	73	80	84	74	452 - 2x
57	200	GEORGE, Tony	SA	67	77	78	77	71	78	448 - 4x
58	75	MAY, Cherie	NSW	80	77	74	70	72	73	446 - 2x
59	60	ARTHUR-SMITH, Lawrie	SA	83	79	61	72	69	82	446 - 1x
60	122	REED, Howard	VIC	64	72	86	68	77	75	442 - 1x
61	32	GOBBETT, Irene	VIC	70	75	76	68	80	70	439 - 3x
62	19	FARQUHARSON, Colin	WA	66	74	60	71	78	78	427 - 1x
63	42	O'LEARY, Elizabeth	TAS	62	76	70	79	73	66	426 - 4x
64	64	SIMMUL, Peter	TAS	72	70	58	69	86	69	424 - 0x
65	25	CRONBERGER, Brad	NSW	67	74	72	71	73	65	422 - 1x
66	105	STEBBING, David	NSW	77	78	64	74	67	58	418 - 0x
67	33	GOBBETT, William	VIC	65	53	65	63	74	58	378 - 2x
68	115	STRAWBRIDGE, Betty	NT	57	53	50	59	73	75	367 - 0x
DNS	160	GODBOLT, Reggie	SA							0 -
DNS	176	WILSON, Bryan	VIC							0 -

P. M. D. - 23/4/11

Adelaide Pistol & Shooting Club.
2011 ISSF & PA National Championships
17th April - 24th April 2011
50m Pistol Teams ✓

Page : 1 of 2

Printed 22-Apr-2011 6:02 pm

Final Results - 22-Apr-2011 6:01 pm

1 Qld

53	FAVELL, Bruce	526	95	88	88	90	88	77	8
56	LISIEWICZ, John	532	83	89	89	93	87	91	6
144	SANDSTROM, Bengt	526	83	88	91	91	88	85	4
		1584	261	265	268	274	263	253	18

2 Vic

21	FINKEN, Lucas	512	87	85	83	86	82	89	4
120	QUICK, Bruce	530	86	84	91	90	90	89	8
193	ROBERTS, Chris	533	86	89	88	89	89	92	4
		1575	259	258	262	265	261	270	16

3 NSW

54	FITZPATRICK, Peter	512	82	90	84	84	86	86	4
127	MOORE, David	525	87	88	87	86	84	93	4
206	REPACHOLI, Daniel	532	91	90	90	83	88	90	5
		1569	260	268	261	253	258	269	13

4 WA

167	JEKEL, Linda	520	89	83	91	87	85	85	3
50	KNAPP, Mike	495	86	88	77	81	83	80	3
91	RYDER, Aaron	531	90	91	88	86	93	83	6
		1546	265	262	256	254	261	248	12

5 SA

116	CHAPMAN, David	514	89	86	85	84	85	85	5
129	PORTER, David	520	88	88	91	84	89	80	9
174	SCHULTZ, Peter	499	85	81	91	84	75	83	2
		1533	262	255	267	252	249	248	16


6 NT

71	CRUISE, James	458	75	74	80	70	77	82	1
168	FOSTER, Phillip	491	76	83	85	80	82	85	2
52	HARDING, Chris	489	85	78	80	80	85	81	2
		1438	236	235	245	230	244	248	5

50m Pistol Teams

7 Tas

36	GALE, Vivienne	452	70	71	73	80	84	74	2
42	O'LEARY, Elizabeth	426	62	76	70	79	73	66	4
64	SIMMUL, Peter	424	72	70	58	69	86	69	0
		1302	204	217	201	228	243	209	6

Final Results
22/4/11


50m Pistol

Final Results - 22-Apr-2011 6:08 pm

Junior

1	190	CASAGRANDE, Alfio	QLD	83	89	88	96	87	90	533 - 7x
2	123	TREMBLE, Lachlan	NSW	77	86	78	81	84	78	484 - 3x
3	147	BLACKBURN, Nathan	NSW	87	69	84	73	82	78	473 - 2x
4	188	JANSKI, Janek	VIC	70	82	87	76	76	78	469 - 4x
5	48	ANDERSON, Scott	WA	70	75	84	69	69	72	439 - 1x
6	125	ASHMORE, Thomas	ACT	76	62	77	74	68	68	425 - 2x
7	111	GREAVES, Matthew	WA	70	68	71	71	64	63	407 - 0x
8	68	BALL, Tyson	WA	63	55	71	69	68	66	392 - 0x

#1 148 Rule 6.11.7.1.1

PMJ
23/4/2011

Rank	No.	Name	Rep.							Total	Shoot Off
1	190	CASAGRANDE, Alfio	QLD	92	94	95	95	95	100	571 - 11x	
2	155	DAWSON, Alex	SA	91	94	93	94	90	91	553 - 13x	
3	146	BLACKBURN, Blake	NSW	90	94	87	94	92	96	553 - 8x	
4	188	JANSKI, Janek	VIC	90	93	93	93	95	87	551 - 7x	
5	147	BLACKBURN, Nathan	NSW	95	92	87	94	90	90	548 - 9x	
6	48	ANDERSON, Scott	WA	84	93	95	85	88	97	542 - 4x	
7	158	CROUCH, Jason	SA	87	89	88	89	91	92	536 - 6x	
8	123	TREMBLE, Lachlan	NSW	88	90	89	88	89	90	534 - 7x	
9	111	GREAVES, Matthew	WA	86	89	89	89	90	88	531 - 3x	
10	125	ASHMORE, Thomas	ACT	88	88	90	84	86	90	526 - 6x	
11	121	JOHN, Sam	QLD	84	91	83	85	90	92	525 - 3x	
12	68	BALL, Tyson	WA	91	84	86	77	85	89	512 - 4x	
13	157	PINNINGTON, Thomas	SA	84	91	77	84	83	92	511 - 4x	
14	35	JENNER, Steven	VIC	81	80	88	89	85	84	507 - 7x	
15	165	DUTOIT, Brendan	WA	79	79	85	80	78	84	485 - 4x	
16	34	WONS, Brody	VIC	76	78	74	84	73	79	464 - 0x	

PM Davis
23/4/2011.

17th April - 24th April 2011

10m Air Pistol Junior Teams - First 40 shots

1 SA

118	CHAPMAN, Hayley	368	93	92	91	92
158	CROUCH, Jason	353	87	89	88	89
155	DAWSON, Alex	372	91	94	93	94
		1093	271	275	272	275

2 NSW

147	BLACKBURN, Nathan	368	95	92	87	94
146	LEE, Blake	365	90	94	87	94
123	TREMBLE, Lachlan	355	88	90	89	88
		1088	273	276	263	276

3 Vic

188	JANSKA, Janek	369	90	93	93	93
35	JENNER, Steven	338	81	80	88	89
100	WILSON, Marlo	362	89	91	92	90
		1069	260	264	273	272

4 WA

48	ANDERSON, Scott	357	84	93	95	85
68	BALL, Tyson	338	91	84	86	77
111	GREAVES, Matthew	353	86	89	89	89
		1048	261	266	270	251

5 Qld

190	CASAGRANDE, Alfio	376	92	94	95	95
107	CUERTON, Maddison	326	80	80	81	85
121	JOHN, Sam	343	84	91	83	85
		1045	256	265	259	265

6 ACT

125	ASHMORE, Thomas	350	88	88	90	84
		350	88	88	90	84

P M Lami
23/4/2011

Rank	No.	Name	Rep.													Total
Open																
1	38	RYAN, Linda	VIC	97	98	96	291	97	97	93	287	578	-16x			
		Final:		10.5	10.0	9.3	9.2	8.9	47.9	10.6	10.1	9.5	9.5	8.3	48.0	
				10.3	10.2	9.8	9.0	6.9	46.2	10.3	10.3	10.1	10.0	9.9	50.6	
														192.7		
														770.7		
2	112	GALIABOVITCH, Elena	VIC	94	95	93	282	94	97	96	287	569	-16x			
		Final:		10.7	10.4	10.1	10.1	9.1	50.4	10.3	9.9	9.9	9.7	9.5	49.3	
				10.4	10.3	10.3	9.8	9.6	50.4	10.7	10.4	10.2	9.8	9.2	50.3	
														200.4		
														769.4		
3	118	CHAPMAN, Hayley	SA	96	96	91	283	97	95	96	288	571	-12x			
		Final:		10.3	10.0	9.3	9.3	9.1	48.0	10.6	10.0	9.7	8.9	8.4	47.6	
				10.4	10.3	10.2	10.0	6.9	47.8	10.6	10.5	9.8	9.4	7.4	47.7	
														191.1		
														762.1		
4	170	POTTER, Ann	QLD	90	94	91	275	96	96	93	285	560	-10x			
		Final:		9.9	9.7	9.6	8.5	8.5	46.2	10.3	10.2	9.8	8.8	8.1	47.2	
				10.7	10.7	9.5	9.3	9.1	49.3	10.4	10.3	9.5	9.4	9.4	49.0	
														191.7		
														751.7		
5	9	MULLENS, Chelsea	VIC	91	88	91	270	93	97	94	284	554	-11x			
		Final:		10.3	9.8	9.6	9.3	9.1	48.1	10.4	9.9	9.9	9.1	9.0	48.3	
				10.3	9.5	9.3	8.5	7.0	44.6	10.4	10.2	10.0	10.0	9.7	50.3	
														191.3		
														745.3		
6	1	SINEL, Karen	NT	95	94	94	283	88	93	90	271	554	-9x			
		Final:		10.4	10.4	9.9	9.3	9.2	49.2	10.1	9.9	9.4	8.8	8.3	46.5	
				10.5	10.4	10.4	10.3	8.7	50.3	10.3	9.2	8.6	8.2	6.3	42.6	
														188.6		
														742.6		
7	167	JEKEL, Linda	WA	92	93	95	280	94	95	88	277	557	-9x			
		Final:		10.3	9.9	9.6	7.4	7.6	44.8	10.2	10.2	9.2	8.3	7.9	45.8	
				9.4	9.0	8.8	8.6	7.1	42.9	10.6	10.1	9.4	9.3	8.9	48.3	
														181.8		
														738.8		
8	28	AUSTIN, Marianne	VIC	93	95	95	283	92	89	97	278	561	-6x			
		Final:		10.6	10.3	10.3	10.0	0.0	41.2	10.2	10.1	9.5	9.5	7.9	47.2	
				9.7	9.3	7.1	6.2	0.0	32.3	10.4	9.6	9.1	8.9	8.6	46.6	
														167.3		
														728.3		
9	4	GUY, Sue	NSW	95	95	91	281	84	92	94	270	551	-11x			
10	41	COWLING, Lara	NSW	82	91	93	266	93	94	98	285	551	-5x			
11	133	WOODS, Maureen	WA	92	92	93	277	95	87	90	272	549	-8x			

25m Womens Sport

Final Results - 23-Apr-2011 5:29 pm

Rank	No.	Name	Rep.									Total
12	108	THOMAS, Lynn	QLD	90	96	94	280	89	89	88	266	546 -13x
13	137	FETTELL, Catherine	ACT	87	91	97	275	87	89	94	270	545 - 3x
14	23	WRAY, Brenda	WA	95	94	90	279	77	91	97	265	544 -14x
15	119	DUNKS, Julie	QLD	94	90	85	269	94	92	89	275	544 - 9x
16	47	ISMAIL, Sharlene	SA	92	90	88	270	89	90	94	273	543 - 9x
17	70	HUNT, Cathy	QLD	90	93	94	277	88	81	97	266	543 - 8x
18	90	HUTCHINSON, Joanne	NT	91	90	93	274	85	91	91	267	541 -10x
19	179	FOSTER, Yvonne	NT	90	87	91	268	93	90	90	273	541 - 9x
20	191	THOMAS, Margaret	SA	90	88	98	276	88	89	88	265	541 - 9x
21	7	MULLENS, Joy	VIC	86	92	86	264	93	94	90	277	541 - 8x
22	76	LORD, Helen	NSW	92	92	88	272	81	95	91	267	539 - 6x
23	141	POOLEY, Lynda	SA	90	87	95	272	88	91	87	266	538 -11x
24	187	JANSKA, Renata	VIC	90	89	94	273	87	92	85	264	537 - 8x
25	12	RYDQUIST, Marie	NSW	93	93	92	278	75	84	94	253	531 - 7x
26	27	WHITEHEAD, Deane	WA	88	92	84	264	86	88	91	265	529 - 2x
27	164	OSBORNE, Bev	SA	89	94	94	277	87	75	89	251	528 - 4x
28	172	GREGORY, Jenny	ACT	87	89	93	269	84	89	84	257	526 - 6x
29	151	BRYANT, Charlotte	VIC	90	94	96	280	92	88	53	233	513 - 6x
30	128	MOORE, Cheryl	NSW	83	86	91	260	81	85	84	250	510 - 2x
31	16	JOHNSTON, Ann	SA	92	89	87	268	78	85	78	241	509 - 3x
32	32	GOBBETT, Irene	VIC	92	78	88	258	73	85	84	242	500 - 2x
33	75	MAY, Cherie	NSW	85	88	90	263	76	71	87	234	497 - 5x
34	36	GALE, Vivienne	TAS	87	88	87	262	71	78	83	232	494 - 5x
35	106	STEBBING, Sandra	NSW	86	86	89	261	75	81	74	230	491 - 4x
36	42	O'LEARY, Elizabeth	TAS	74	80	75	229	82	84	83	249	478 - 1x
37	115	STRAWBRIDGE, Betty	NT	78	80	72	230	72	70	82	224	454 - 3x
38	150	RICARDI, Lorraine	SA	78	76	76	230	66	86	70	222	452 - 3x
39	15	MCHUGH, Caroline	SA	72	62	55	189	47	65	74	186	375 - 3x

25m Womens Sport

Final Results - 23-Apr-2011 5:29 pm

Rank	No.	Name	Rep.	Total
DNS	173	CHARLTON, Irene	VIC	0 -
DNS	26	CRONBERGER, Karen	NSW	0 -
DNS	143	SANDSTROM, Michele	QLD	0 -
DNS	11	SYKES, Karen	SA	0 -

JM Damm
23/4/2011

1 Vic

28	AUSTIN, Marianne	561	93	95	95	92	89	97	6
112	GALIABOVITCH, Elene	569	94	95	93	94	97	96	16
38	RYAN, Linda	578	97	98	96	97	97	93	16
		1708 ✓	284	288	284	283	283	286	38

2 SA

118	CHAPMAN, Hayley	571	96	96	91	97	95	96	12
47	ISMAIL, Sharlene	543	92	90	88	89	90	94	9
191	THOMAS, Margaret	541	90	88	98	88	89	88	9
		1655	278	274	277	274	274	278	30

3 WA

167	JEKEL, Linda	557	92	93	95	94	95	88	9
133	WOODS, Maureen	549	92	92	93	95	87	90	8
23	WRAY, Brenda	544	95	94	90	77	91	97	14
		1650	279	279	278	266	273	275	31

4 Qld

70	HUNT, Cathy	543	90	93	94	88	81	97	8
170	POTTER, Ann	560	90	94	91	96	96	93	10
108	THOMAS, Lynn	546	90	96	94	89	89	88	13
		1649	270	283	279	273	266	278	31

5 NT

179	FOSTER, Yvonne	541	90	87	91	93	90	90	9
90	HUTCHINSON, Joanne	541	91	90	93	85	91	91	10
1	SINEL, Karen	554	95	94	94	88	93	90	9
		1636	276	271	278	266	274	271	28

6 NSW

41	COWLING, Lara	551	82	91	93	93	94	98	5
4	GUY, Sue	551	95	95	91	84	92	94	11
12	RYDQUIST, Marie	531	93	93	92	75	84	94	7
		1633	270	279	276	252	270	286	23

7 ACT

137	FETTELL, Catherine	545	87	91	97	87	89	94	3
172	GREGORY, Jenny	526	87	89	93	84	89	84	6
		1071	174	180	190	171	178	178	9

8 Tas

36	GALE, Vivienne	494	87	88	87	71	78	83	5
42	O'LEARY, Elizabeth	478	74	80	75	82	84	83	1
		972	161	168	162	153	162	166	6

P M / Lewis
23/4/2011

Rank	No.	Name	Rep.									Total
1	190	CASAGRANDE, Alfio	QLD	95	96	96	287	98	97	93	288	575 - 14x
2	118	CHAPMAN, Hayley	SA	94	94	90	278	94	95	94	283	561 - 8x
3	123	TREMBLE, Lachlan	NSW	92	85	94	271	96	91	92	279	550 - 10x
4	146	BLACKBURN, Blake	NSW	82	91	90	263	92	97	95	284	547 - 6x
5	48	ANDERSON, Scott	WA	88	87	95	270	93	91	91	275	545 - 8x
6	68	BALL, Tyson	WA	93	92	92	277	92	89	84	265	542 - 12x ^{#1}
7	166	TOMPKINS, Kayla	NSW	84	86	88	258	93	94	94	281	539 - 6x
8	158	CROUCH, Jason	SA	92	83	90	265	92	85	94	271	536 - 6x
9	111	GREAVES, Matthew	WA	92	85	87	264	96	86	87	269	533 - 8x
10	147	BLACKBURN, Nathan	NSW	89	93	91	273	87	74	99	260	533 - 5x
11	121	JOHN, Sam	QLD	83	86	89	258	88	95	92	275	533 - 4x
12	27	WHITEHEAD, Deane	WA	87	83	92	262	90	86	92	268	530 - 5x
13	125	ASHMORE, Thomas	ACT	87	88	83	258	93	91	88	272	530 - 5x
14	155	DAWSON, Alex	SA	88	78	84	250	93	91	87	271	521 - 4x
15	188	JANSKI, Janek	VIC	83	87	84	254	86	86	88	260	514 - 6x
16	165	DUTOIT, Brendan	WA	85	81	62	228	85	96	94	275	503 - 5x
17	35	JENNER, Steven	VIC	78	83	85	246	83	89	83	255	501 - 8x
18	100	WILSON, Marlo	VIC	89	80	84	253	79	82	69	230	483 - 0x
19	34	WONS, Brody	VIC	70	67	72	209	90	78	83	251	460 - 3x
20	107	CUERTON, Maddison	QLD	63	46	59	168	89	85	94	268	436 - 3x
21	157	PINNINGTON, Thomas	SA	78	77	81	236	64	57	67	188	424 - 2x

#1 68 Rule 8.6.6.1.1.1

PM Deane
23/4/2011

1 NSW

147	BLACKBURN, Nathan	533	89	93	91	87	74	99	5
146	LEE, Blake	547	82	91	90	92	97	95	6
123	TREMBLE, Lachlan	550	92	85	94	96	91	92	10
		1630	263	269	275	275	262	286	21

2 SA

118	CHAPMAN, Hayley	561	94	94	90	94	95	94	8
158	CROUCH, Jason	536	92	83	90	92	85	94	6
155	DAWSON, Alex	521	88	78	84	93	91	87	4
		1618	274	255	264	279	271	275	18

3 WA

48	ANDERSON, Scott	545	88	87	95	93	91	91	8
68	BALL, Tyson	542	93	92	92	92	89	84	12
27	WHITEHEAD, Deane	530	87	83	92	90	86	92	5
		1617	268	262	279	275	266	267	25

4 Qld

190	CASAGRANDE, Alfio	575	95	96	96	98	97	93	14
107	CUERTON, Maddison	436	63	46	59	89	85	94	3
121	JOHN, Sam	533	83	86	89	88	95	92	4
		1544	241	228	244	275	277	279	21

5 Vic

188	JANSKA, Janek	514	83	87	84	86	86	88	6
35	JENNER, Steven	501	78	83	85	83	89	83	8
100	WILSON, Marlo	483	89	80	84	79	82	69	0
		1498	250	250	253	248	257	240	14

6 ACT

125	ASHMORE, Thomas	530	87	88	83	93	91	88	5
		530	87	88	83	93	91	88	5

JMB
23/4/2011

Adelaide Pistol & Shooting Club.
2011 ISSF & PA National Championships
17th April - 24th April 2011
Custom Aggregate

Page : 1 of 1

Printed 23-Apr-2011 6:48 pm

1	Gleeson, Mark	VIC
	10m Air IPC	359
	25m Pistol IPC	525
	50m Pistol IPC	495
		1379

J M Duns
23/4/2011

Adelaide Pistol & Shooting Club.
2011 ISSF & PA National Championships
17th April - 24th April 2011
25m Pistol IPC

Page : 1 of 1

Printed 23-Apr-2011 5:31 pm

Final Results - 23-Apr-2011 5:31 pm

Rank	No.	Name	Rep.									Total
1	51	GLEESON, Mark	VIC	89	93	90	272	86	82	85	253	525 - 3x

J M Duns
23/4/2011

Rank	No.	Name	Rep.										Total	Shoot Off
Open														
1	127	MOORE, David	NSW	95	95	95	98	96	97	576	-14x			
		Final:	10.8	10.0	9.7	9.8	8.9	10.8	10.5	10.3	8.8	9.8	99.4	
													675.4	
2	129	PORTER, David	SA	93	93	96	95	93	97	567	-15x			
		Final:	9.7	10.2	8.8	9.3	10.1	9.5	9.6	10.3	10.7	9.6	97.8	
													664.8	
3	193	ROBERTS, Chris	VIC	94	96	95	95	92	93	565	-16x			
		Final:	10.0	9.8	9.7	7.5	10.5	9.6	10.1	9.1	10.4	10.7	97.4	
													662.4	
4	206	REPACHOLI, Daniel	NSW	93	95	94	92	95	92	561	-12x			
		Final:	10.7	9.7	10.0	9.7	10.1	10.3	9.2	10.1	10.7	10.1	100.6	
													661.6	
5	54	FITZPATRICK, Peter	NSW	94	93	93	95	96	94	565	-17x			
		Final:	9.4	8.6	10.5	8.3	9.5	9.0	10.0	9.6	10.3	10.5	95.7	
													660.7	
6	211	CASAGRANDE, Alfio	QLD	92	97	96	95	88	95	563	-12x			
		Final:	9.1	9.8	10.9	9.7	9.7	10.0	10.5	8.9	9.2	9.4	97.2	
													660.2	
7	91	RYDER, Aaron	WA	91	95	92	93	96	94	561	-10x			
		Final:	10.2	8.2	10.5	8.9	9.8	9.2	10.0	10.2	10.0	10.0	97.0	
													658.0	
8	52	HARDING, Chris	NT	93	94	93	93	94	94	561	-11x			
		Final:	7.9	8.1	6.8	7.3	8.9	8.5	9.0	8.6	10.3	9.9	85.3	
													646.3	
9	183	OATES, Davey	NSW	95	93	94	94	93	92	561	-13x			
10	120	QUICK, Bruce	VIC	91	92	93	95	93	96	560	- 8x			
11	56	LISIEWICZ, John	QLD	92	89	94	97	94	94	560	- 8x			
12	72	FULTON, Tom	QLD	91	95	91	95	94	93	559	- 7x			

10m Mens Air

Final Results - 23-Apr-2011 6:12 pm

Rank	No.	Name	Rep.							Total	Shoot Off
13	202	SCHOFIELD, Trevor	NSW	92	93	93	93	94	93	558	-11x
14	53	FAVELL, Bruce	QLD	94	92	92	95	91	94	558	-10x
15	144	SANDSTROM, Bengt	QLD	93	91	95	93	94	92	558	-10x
16	116	CHAPMAN, David	SA	93	89	94	92	94	94	556	-11x
17	96	GREAVES, Leigh	WA	90	97	91	90	96	91	555	-11x
18	139	BATES, David	WA	92	88	93	94	94	94	555	- 7x
19	67	KOZAK, Jeremy	WA	90	94	92	91	95	92	554	-12x
20	185	BLAND, Shane	SA	96	94	89	89	92	94	554	-10x
21	200	GEORGE, Tony	SA	94	93	93	93	90	91	554	-10x
22	181	CUNDY, Jim	SA	96	92	91	90	91	93	553	- 8x
23	83	HALL, Ben	VIC	94	93	90	92	89	94	552	- 8x
24	201	BALDRY, Stephen	SA	94	91	89	92	95	91	552	- 8x
25	86	CHNG, Aik Pin	VIC	93	93	90	93	92	91	552	- 7x
26	8	MULLENS, Gary	VIC	92	93	93	90	88	95	551	-10x
27	207	MUSURUCA, Francesco	SA	90	94	95	91	88	93	551	-10x
28	148	BLACKBURN, Steve	NSW	92	91	92	93	90	93	551	- 7x
29	174	SCHULTZ, Peter	SA	94	88	91	96	89	92	550	- 9x
30	22	WRAY, Max	WA	93	94	90	87	90	94	548	- 5x
31	31	CARATTI, Leo	WA	94	92	92	95	90	84	547	- 7x
32	2	GREEN, Gary	NSW	92	93	92	91	89	89	546	- 7x
33	94	JESIC, Vojimir	NSW	90	92	90	88	91	94	545	-11x
34	60	ARTHUR-SMITH, Lawrie	SA	89	90	91	89	93	93	545	-10x
35	104	HOGG, Max	NSW	90	92	87	95	92	89	545	- 9x
36	124	ASHMORE, James	ACT	85	93	93	93	92	89	545	- 9x
37	155	DAWSON, Alex	SA	91	91	89	95	93	86	545	- 7x
38	50	KNAPP, Mike	WA	89	91	93	90	88	94	545	- 5x
39	3	SAMMARTINO, John	VIC	88	86	93	92	91	94	544	-10x
40	5	GUY, Steve	NSW	94	88	90	90	89	92	543	- 8x

10m Mens Air

Final Results - 23-Apr-2011 6:12 pm

Rank	No.	Name	Rep.							Total	Shoot Off
41	65	ROYALS, Peter	SA	91	87	91	88	92	92	541	-10x
42	45	INGOLD, John	NSW	91	88	92	91	88	89	539	- 3x
43	59	ARTHUR-SMITH, Peter	SA	85	92	91	92	89	89	538	- 6x
44	131	MAMOUZELOS, Christos	QLD	86	91	92	90	90	89	538	- 3x
45	63	DOWLING, Bob	NSW	86	90	86	93	91	90	536	- 6x
46	163	CURYER, Simon	SA	88	86	88	91	95	88	536	- 4x
47	93	JESIC, Dragoljub	NSW	87	89	93	88	89	89	535	- 4x
48	208	BLACK, Philip	ACT	91	83	94	87	94	85	534	-10x
49	95	HEINIGER, Christoph	NSW	90	91	88	93	89	83	534	- 9x
50	44	YOUNG, Bob	TAS	89	91	90	86	90	87	533	- 8x
51	209	SCHOFIELD, Tim	NSW	90	91	92	84	90	86	533	- 4x
52	99	AFFORD, Thomas	SA	88	86	88	90	90	89	531	- 4x
53	10	SYKES, Kym	SA	85	91	89	85	90	88	528	-10x
54	156	PINNINGTON, Darren	SA	87	83	85	91	92	90	528	- 5x
55	49	TUTTY, Bruce	NSW	86	85	89	89	91	88	528	- 2x
56	114	STRAWBRIDGE, Stevan	NT	86	86	87	90	89	89	527	- 5x
57	215	ANDERSON, Tony	SA	89	89	87	85	87	89	526	- 5x
58	105	STEBBING, David	NSW	89	85	85	87	94	86	526	- 5x
59	71	CRUISE, James	NT	92	86	88	87	87	85	525	- 6x
60	61	COOK, Martin	NSW	88	88	88	86	87	88	525	- 3x
61	25	CRONBERGER, Brad	NSW	85	89	90	90	87	80	521	- 7x
62	196	PETRUSMA, Mark	SA	83	85	84	93	88	86	519	- 7x
63	140	SMITH, Kieron	SA	83	86	81	86	92	86	514	- 1x
64	142	CUBILLO, Robert	NT	85	82	90	85	86	85	513	- 6x
65	13	ASH, Graham	SA	85	82	90	88	81	82	508	- 2x
66	168	FOSTER, Phillip	NT	83	84	77	83	88	92	507	- 4x
67	154	DAWSON, Allan	SA	80	83	83	87	88	86	507	- 3x
68	149	RICARDI, Bill	SA	85	81	83	86	87	85	507	- 2x

10m Mens Air


Final Results - 23-Apr-2011 6:12 pm

Rank	No.	Name	Rep.							Total	Shoot Off
69	182	HEUKE, Peter	QLD	74	91	84	85	85	82	501 - 3x	
70	145	WOODWARD, Justin	QLD	88	80	88	82	78	82	498 - 4x	
71	79	STEERS, Geoff	NSW	81	79	84	76	83	84	487 - 2x	
72	43	LUMSDEN, John	NSW	81	77	75	84	71	86	474 - 3x	
73	19	FARQUHARSON, Colin	WA	83	75	80	63	86	82	469 - 3x	
74	78	O'BRYAN, Eric	TAS	84	68	83	71	78	79	463 - 0x	
75	152	SOANES, Paul	SA	44	47	50	59	57	61	318 - 1x	#1
DNF	74	GRAY, Ray	NSW	87	0	0	0	0	0	87 - 1x	
DNF	33	GOBBETT, William	VIC	19	0	0	0	0	0	19 - 0x	
DNS	160	GODBOLT, Reggie	SA							0 -	
DNS	176	WILSON, Bryan	VIC							0 -	

IPC

1	51	GLEESON, Mark	VIC	80	92	93	94	87	93	539 - 8x	
---	----	---------------	-----	----	----	----	----	----	----	----------	--

#1 152 Rule 6.11.7.2.1



Handwritten signature and scribbles, possibly indicating a correction or mark.

1 NSW

148	BLACKBURN, Steve	551	92	91	92	93	90	93	7
127	MOORE, David	576	95	95	95	98	96	97	14
206	REPACHOLI, Daniel	561	93	95	94	92	95	92	12
	1688	✓ 280	281	281	283	281	282		33

2 Vic

8	MULLENS, Gary	551	92	93	93	90	88	95	10
120	QUICK, Bruce	560	91	92	93	95	93	96	8
193	ROBERTS, Chris	565	94	96	95	95	92	93	16
	1676	277	281	281	280	273	284		34

3 Qld

53	FAVELL, Bruce	558	94	92	92	95	91	94	10
56	LISIEWICZ, John	560	92	89	94	97	94	94	8
144	SANDSTROM, Bengt	558	93	91	95	93	94	92	10
	1676	279	272	281	285	279	280		28

4 SA

116	CHAPMAN, David	556	93	89	94	92	94	94	11
129	PORTER, David	567	93	93	96	95	93	97	15
174	SCHULTZ, Peter	550	94	88	91	96	89	92	9
	1673	280	270	281	283	276	283		35

5 WA

139	BATES, David	555	92	88	93	94	94	94	7
50	KNAPP, Mike	545	89	91	93	90	88	94	5
91	RYDER, Aaron	561	91	95	92	93	96	94	10
	1661	272	274	278	277	278	282		22

6 NT

71	CRUISE, James	525	92	86	88	87	87	85	6
168	FOSTER, Phillip	507	83	84	77	83	88	92	4
52	HARDING, Chris	561	93	94	93	93	94	94	11
	1593	268	264	258	263	269	271		21

Adelaide Pistol & Shooting Club.
2011 ISSF & PA National Championships
17th April - 24th April 2011
10m Mens Air Teams


Page : 2 of 2

Printed 23-Apr-2011 6:14 pm

Final Results - 23-Apr-2011 6:12 pm

7 Tas

78	O'BRYAN, Eric	463	84	68	83	71	78	79	0
79	STEERS, Geoff	487	81	79	84	76	83	84	2
44	YOUNG, Bob	533	89	91	90	86	90	87	8
		1483	254	238	257	233	251	250	10


18:21
23-Apr-11

Rank	No.	Name	Rep.													Total	
Open																	
1	120	QUICK, Bruce	VIC	100	96	89	285	99	92	92	283	568	-18x				
		Final:		8.7	9.1	10.1	7.9	9.4	45.2	10.2	8.8	10.3	10.1	10.4	49.8		
				10.2	8.1	10.1	10.5	9.7	48.6	7.7	9.7	9.1	8.7	10.2	45.4		
																189.0	757.0
2	116	CHAPMAN, David	SA	95	93	90	278	95	94	94	283	561	-12x				
		Final:		9.0	9.4	10.3	8.8	9.4	46.9	7.0	9.6	8.8	10.7	8.8	44.9		
				7.2	10.1	9.4	10.0	8.8	45.5	10.0	8.2	9.9	9.6	7.8	45.5		
																182.8	743.8
3	53	FAVELL, Bruce	QLD	94	95	89	278	92	97	93	282	560	-12x				
		Final:		10.1	8.3	7.1	8.6	9.9	44.0	9.9	9.4	9.9	10.0	8.3	47.5		
				10.0	8.9	10.2	8.9	7.7	45.7	10.2	8.0	7.5	8.3	7.5	41.5		
																178.7	738.7
4	21	FINKEN, Lucas	VIC	97	95	92	284	99	91	82	272	556	-10x				
		Final:		8.1	8.6	10.4	9.7	10.1	46.9	8.2	8.9	8.5	8.9	9.4	43.9		
				8.9	9.8	9.7	8.4	8.8	45.6	10.4	8.5	8.2	10.3	6.1	43.5		
																179.9	735.9
5	127	MOORE, David	NSW	94	93	89	276	94	95	87	276	552	-10x				
		Final:		9.6	8.9	6.4	7.4	10.0	42.3	9.6	7.1	8.1	10.1	8.1	43.0		
				9.8	9.1	8.5	9.1	8.9	45.4	9.5	9.2	8.8	10.4	9.0	46.9		
																177.6	729.6
6	192	GIUSTINIANO, Michelangelo	WA	99	95	93	287	95	93	84	272	559	-13x				
		Final:														0.0	559.0
7	206	REPACHOLI, Daniel	NSW	98	95	90	283	94	91	82	267	550	-9x				
8	8	MULLENS, Gary	VIC	95	88	83	266	99	92	89	280	546	-9x				
9	63	DOWLING, Bob	NSW	94	93	85	272	91	95	86	272	544	-8x				
10	212	BLACKBURN, Blake	NSW	98	93	88	279	88	86	89	263	542	-8x				
11	67	KOZAK, Jeremy	WA	95	94	85	274	90	93	79	262	536	-10x				
12	83	HALL, Ben	VIC	93	89	77	259	97	95	83	275	534	-5x				
13	202	SCHOFIELD, Trevor	NSW	90	86	82	258	88	93	90	271	529	-5x				
14	88	MONCRIEFF, Les	VIC	94	87	79	260	91	88	90	269	529	-3x				
15	31	CARATTI, Leo	WA	88	96	90	274	93	82	79	254	528	-8x				

25m Rapid Fire

Final Results - 24-Apr-2011 8:43 am

Rank	No.	Name	Rep.									Total
16	131	MAMOUZELOS, Christos	QLD	93	89	86	268	90	84	86	260	528 - 5x
17	124	ASHMORE, James	ACT	95	93	83	271	88	90	79	257	528 - 5x
18	65	ROYALS, Peter	SA	95	94	83	272	91	89	75	255	527 - 5x
19	114	STRAWBRIDGE, Stevan	NT	91	88	80	259	93	88	85	266	525 - 4x
20	138	RYAN, Noel	QLD	95	91	76	262	94	89	79	262	524 - 8x
21	148	BLACKBURN, Steve	NSW	93	88	75	256	94	90	83	267	523 - 8x
22	91	RYDER, Aaron	WA	83	85	85	253	94	95	81	270	523 - 7x
23	96	GREAVES, Leigh	WA	85	89	79	253	93	92	85	270	523 - 3x
24	209	SCHOFIELD, Tim	NSW	86	88	85	259	89	92	82	263	522 - 5x
25	10	SYKES, Kym	SA	91	87	80	258	92	84	86	262	520 - 5x
26	167	JEKEL, Linda	WA	89	88	82	259	93	90	77	260	519 - 7x
27	211	CASAGRANDE, Alfio	QLD	97	93	66	256	81	95	85	261	517 - 10x
28	5	GUY, Steve	NSW	91	84	80	255	92	90	79	261	516 - 5x
29	72	FULTON, Tom	QLD	87	90	80	257	85	86	85	256	513 - 7x
30	45	INGOLD, John	NSW	87	86	81	254	87	86	82	255	509 - 5x
31	145	WOODWARD, Justin	QLD	94	78	75	247	94	88	78	260	507 - 4x
32	149	RICARDI, Bill	SA	89	87	88	264	89	86	66	241	505 - 7x
33	135	SUBKEY, Brian	NSW	91	89	76	256	92	83	73	248	504 - 7x
34	25	CRONBERGER, Brad	NSW	93	78	73	244	83	87	78	248	492 - 6x
35	181	CUNDY, Jim	SA	84	82	75	241	92	87	69	248	489 - 5x
36	200	GEORGE, Tony	SA	87	85	79	251	91	81	64	236	487 - 6x
37	71	CRUISE, James	NT	81	88	73	242	89	81	75	245	487 - 4x
38	171	GREGORY, Doug	ACT	81	89	64	234	87	84	80	251	485 - 3x
39	87	DAVIS, Wayne	VIC	88	73	60	221	92	89	83	264	485 - 2x
40	215	ANDERSON, Tony	SA	78	84	84	246	66	88	83	237	483 - 3x
41	99	AFFORD, Thomas	SA	94	77	63	234	93	91	62	246	480 - 8x
42	216	TARANSKY, Alex	SA	88	84	79	251	93	89	46	228	479 - 9x
43	129	PORTER, David	SA	86	85	82	253	89	73	61	223	476 - 1x

24-4-11
08:43

25m Rapid Fire

Rank	No.	Name	Rep.									Total
44	55	ANDREWS, Ray	WA	73	78	81	232	83	86	70	239	471 - 4x
45	186	BISHOPP, Paul	VIC	81	81	60	222	80	90	74	244	466 - 5x
46	140	SMITH, Kieron	SA	75	79	69	223	82	81	76	239	462 - 2x#1
47	19	FARQUHARSON, Colin	WA	80	85	69	234	84	85	52	221	455 - 1x
48	50	KNAPP, Mike	WA	89	78	67	234	80	87	49	216	450 - 0x
49	2	GREEN, Gary	NSW	84	75	60	219	90	61	77	228	447 - 2x
50	182	HEUKE, Peter	QLD	68	87	60	215	72	75	78	225	440 - 2x
51	77	CONOLEY, Barry	SA	77	81	54	212	75	77	74	226	438 - 3x
52	156	PINNINGTON, Darren	SA	77	63	51	191	69	76	59	204	395 - 1x
53	64	SIMMUL, Peter	TAS	72	69	59	200	72	78	34	184	384 - 1x
54	95	HEINIGER, Christoph	NSW	83	71	39	193	83	58	49	190	383 - 3x
55	79	STEERS, Geoff	NSW	68	55	36	159	66	55	63	184	343 - 3x
DNF	20	HURR, James	SA	78	0	0	78	0	0	0	0	78 - 1x
DNS	26	CRONBERGER, Karen	NSW									0 -
DNS	160	GODBOLT, Reggie	SA									0 -
DNS	180	WILDMAN, Henry	SA									0 -
DNS	176	WILSON, Bryan	VIC									0 -
DSQ	142	CUBILLO, Robert	NT									- #2
DSQ	217	TWEEDIE, Spencer	SA									- #3

Spencer Tweedie
24 Apr 11
08:43

Adelaide Pistol & Shooting Club.

Page : 4 of 4

2011 ISSF & PA National Championships

Printed 24-Apr-2011 8:44 am

17th April - 24th April 2011

25m Rapid Fire

Final Results - 24-Apr-2011 8:43 am

Rank	No.	Name	Rep.									Total
Junior												
1	190	CASAGRANDE, Alfio	QLD	90	96	85	271	95	94	86	275	546 - 9x
2	146	BLACKBURN, Blake	NSW	91	93	81	265	92	91	84	267	532 - 6x
3	155	DAWSON, Alex	SA	89	78	88	255	94	88	81	263	518 - 4x
4	123	TREMBLE, Lachlan	NSW	85	86	61	232	97	87	80	264	496 - 6x
5	48	ANDERSON, Scott	WA	95	79	81	255	92	81	66	239	494 - 7x
6	147	BLACKBURN, Nathan	NSW	87	79	78	244	92	84	70	246	490 - 6x
7	107	CUERTON, Maddison	QLD	81	82	62	225	87	92	75	254	479 - 3x
8	125	ASHMORE, Thomas	ACT	89	89	62	240	79	83	53	215	455 - 1x
9	68	BALL, Tyson	WA	89	77	54	220	87	80	51	218	438 - 3x
10	165	DUTOIT, Brendan	WA	83	73	71	227	64	65	44	173	400 - 3x

#1 140 Rule 8.6.6.1.1.3

#2 142 Rule 8.4.1.6.4

#3 217 Rule 8.4.1.6.4

				Sport	First 40 Air
1	Alfio CASAGRANDE	QLD	951	575	376
2	Hayley CHAPMAN	SA	929	561	368
3	Blake BLACKBURN	NSW	912	547	365
4	Lachlan TREMBLE	NSW	905	550	355
5	Scott ANDERSON	WA	902	545	357
6	Nathan BLACKBURN	NSW	901	533	368
7	Kayla TOMPKINS	NSW	899	539	360
8	Alex DAWSON	SA	893	521	372
9	Jason CROUCH	SA	889	536	353
10	Matthew GREAVES	WA	886	533	353
11	Janek JANSKI	VIC	883	514	369
12	Thomas ASHMORE	ACT	880	530	350
13	Tyson BALL	WA	880	542	338
14	Sam JOHN	QLD	876	533	343
15	Deane WHITEHEAD	WA	849	530	319
16	Marlo WILSON	VIC	845	483	362
17	Steven JENNER	VIC	839	501	338
18	Brendan DuTOIT	WA	826	503	323
19	Brody WONS	VIC	772	460	312
20	Maddison CUERTON	QLD	762	436	326
21	Thomas PINNINGTON	SA	760	424	336

1 Vic

21	FINKEN, Lucas	556	97	95	92	99	91	82	10
8	MULLENS, Gary	546	95	88	83	99	92	89	9
120	QUICK, Bruce	568	100	96	89	99	92	92	18
	1670	292	279	264	297	275	263		37

2 WA

192	GIUSTINIANO, Michelange	559	99	95	93	95	93	84	13
67	KOZAK, Jeremy	536	95	94	85	90	93	79	10
91	RYDER, Aaron	523	83	85	85	94	95	81	7
	1618	277	274	263	279	281	244		30

3 NSW

212	BLACKBURN, Blake	542	98	93	88	88	86	89	8
63	DOWLING, Bob	544	94	93	85	91	95	86	8
209	SCHOFIELD, Tim	522	86	88	85	89	92	82	5
	1608	278	274	258	268	273	257		21

4 Qld


211	CASAGRANDE, Alfio	517	97	93	66	81	95	85	10
53	FAVELL, Bruce	560	94	95	89	92	97	93	12
138	RYAN, Noel	524	95	91	76	94	89	79	8
	1601	286	279	231	267	281	257		30

5 SA

116	CHAPMAN, David	561	95	93	90	95	94	94	12
129	PORTER, David	476	86	85	82	89	73	61	1
65	ROYALS, Peter	527	95	94	83	91	89	75	5
	1564	276	272	255	275	256	230		18

6 NT

71	CRUISE, James	487	81	88	73	89	81	75	4
19	FARQUHARSON, Colin	455	80	85	69	84	85	52	1
114	STRAWBRIDGE, Stevan	525	91	88	80	93	88	85	4
	1467	252	261	222	266	254	212		9



25m Rapid Fire Teams


Final Results - 24-Apr-2011 8:43 am

7 TAS

64	SIMMUL, Peter	384	72	69	59	72	78	34	1
79	STEERS, Geoff	343	68	55	36	66	55	63	3
		727	140	124	95	138	133	97	4

8 ACT

171	GREGORY, Doug	485	81	89	64	87	84	80	3
		485	81	89	64	87	84	80	3



			Total	Std	Sport	Air
1	Linda RYAN	VIC	1514	561	578	375
2	Linda JEKEL	WA	1444	518	557	369
3	Catherine FETTEL	ACT	1437	534	545	358
4	Chelsea MULLENS	VIC	1436	530	554	352
5	Joanne HUTCHINSON	NT	1423	526	541	356
6	Sue GUY	NSW	1421	514	551	356
7	Brenda WRAY	WA	1416	509	544	363
8	Lara COWLING	NSW	1414	504	551	359
9	Yvonne FOSTER	NT	1410	509	541	360
10	Joy MULLENS	VIC	1404	516	541	347
11	Ann JOHNSTON	SA	1355	481	509	365
12	Jenny GREGORY	ACT	1352	472	526	354
13	Betty STRAWBRIDGE	NT	1225	449	454	322
14	Lorraine RICARDI	SA	1183	422	452	309
15	Caroline McHUGH	SA	961	254	375	332

			Total	Std	RF	50m	CF	Air
1	Bruce QUICK	VIC	2770	555	568	530	557	560
2	David MOORE	NSW	2753	550	552	525	550	576
3	David CHAPMAN	SA	2752	550	561	514	571	556
4	Ben HALL	VIC	2713	525	534	525	577	552
5	Gary MULLENS	VIC	2711	547	546	505	562	551
6	Steve BLACKBURN	NSW	2679	527	523	526	552	551
7	Leo CARATTI	WA	2679	530	528	518	556	547
8	Jeremy KOZAK	WA	2663	523	536	498	552	554
9	Leigh GREAVES	WA	2657	532	523	513	534	555
10	David PORTER	SA	2649	528	476	520	558	567
11	Tom FULTON	QLD	2628	487	513	503	566	559
12	John INGOLD	NSW	2625	507	509	513	557	539
13	James ASHMORE	ACT	2611	517	528	464	557	545
14	Stevan STRAWBRIDGE	NT	2593	518	525	481	542	527
15	Kym SYKES	SA	2567	510	520	480	529	528
16	Thomas AFFORD	SA	2565	522	480	499	533	531
17	Mike KNAPP	WA	2544	530	450	495	524	545
18	Brad CRONBERGER	NSW	2465	519	492	422	511	521
19	Tony GEORGE	SA	2378	448	487	448	441	554
20	Colin FARQUHARSON	WA	2359	503	455	427	505	469
21	Kieron SMITH	SA	2318	435	462	465	442	514

MANTON SHIELD								
	C/F	WAIR	50M	RF	SPORT	MAIR	STD	TOTAL
VIC	1660	1112	1575	1670	1708	1676	1663	11064
QLD	1676	1106	1584	1601	1649	1676	1635	10927
NSW	1660	1085	1569	1608	1633	1688	1616	10859
SA	1690	1103	1533	1564	1655	1673	1623	10841
WA	1681	1081	1546	1618	1650	1661	1596	10833
NT	1630	1090	1438	1467	1636	1593	1531	10385
TAS	1420	690	1302	727	972	1483	1374	7968
ACT		712		485	1071		1514	3782

PHILLIP ADAMS O.A.M. STATE TEAMS TROPHY

	WA1500 REV	WA1500 PISTOL	SER	UNR SER	25Yd SER	BP25	BP50	C/F	WAIR	JNR AIR	50M	RF	JNR SPORT	SPORT	MAIR	STD	TOTAL
NSW	4444	4398	2607	2647	1865	1088	1056	1660	1085	1088	1569	1608	1630	1633	1688	1616	31682
VIC	4400	4310	2566	2608	1828	1084	1056	1660	1112	1069	1575	1670	1498	1708	1676	1663	31483
WA	4405	4319	2554	2620	1879	1074	1025	1681	1081	1048	1546	1618	1617	1650	1661	1596	31374
SA	4388	4282	2567	2581	1834	1048	1003	1690	1103	1093	1533	1564	1618	1655	1673	1623	31255
QLD	4377	4324	2572	2606	1834	370	711	1676	1106	1045	1584	1601	1544	1649	1676	1635	30310
NT	4074	4033	2066	2481	1731	969	972	1630	1090		1438	1467		1636	1593	1531	26711
TAS	1472	1450	2350	2463	536			1420	690		1302	727		972	1483	1374	16239
ACT									712	350		485	530	1071		1514	4662

IRON MAN

	WA1500 REV	WA1500 AUTO	SER	UNR SER	25Yd SER	BP25	BP50	C/F / SPORT	50M	RF	AIR	STD	TOTAL
Leo Caratti	1474	1446	867	876	623	366	361	556	518	528	547	530	8692
David Moore	1412	1440	840	852	612	368	352	550	525	552	576	550	8629
Linda Jekel	1465	1422	860	864	600	366	328	557	520	519	554	518	8573
Steve Strawbridge	1422	1407	565	852	597	343	275	542	481	525	527	518	8054
John Ingold	1293	1343	670	761	513	371	344	557	513	509	539	507	7920
Colin Farquarson	1378	1395	795	803	581	312	289	505	427	455	469	503	7912

AGGREGATES

BLACK POWDER 2 MATCH AGGREGATE - QAPSA SHIELD	Tom Fulton	QLD	750
SERVICE PISTOL 3 MATCH AGGREGATE - NSWAPA Shield	Dean Brus	NSW	2379
BLACK POWDER & SERVICE PISTOL 5 MATCH AGGREGATE - PA Trophy	Leo Caratti	WA	3093
JUNIOR 2 MATCH AGGREGATE NSWAPA Shield	Alfio Casagrande	QLD	951
WOMEN'S 3 MATCH AGGREGATE APSUA NRC Cup	Linda Ryan	VIC	1514
MEN'S 5 MATCH AGGREGATE BUNGE AUSTRALIA Cup	Bruce Quick	VIC	2770
IPC SHOOTING AGGREGATE	Mark Gleeson	VIC	1379
TEAMS AGGREGATE P.A.K. MANTON SHIELD	VIC		11064
ALL TEAMS AGGREGATE PHILLIP ADAMS TRAY	NSW		13682
SILVER BULL Morgan Trophy - Best 50m Pistol Score at International Competition - calendar year	Bob David Moore	NSW	
IRON MAN 12 MATCH TROPHY Pistol NT Trophy	Leo Caratti	WA	8692
ADI PERPETUAL TROPHY Best performance - International Competition	Lalita Yauhleuskaya	VIC	
BIG RED - George & Rita Rogers Trophy ORGANISING SECRETARY'S TROPHY	Peter Hayward		

PERPETUAL TROPHY WINNERS

SERVICE PISTOL 25yd CHAMPION	Max Wray	WA	634
SERVICE PISTOL 25yd TEAM	WA		1879
SERVICE PISTOL CHAMPION	Donnal Pollard	NSW	878
SERVICE PISTOL TEAM	NSW		2607
SERVICE PISTOL UNRESTRICTED CHAMPION	Donnal Pollard	NSW	884
SERVICE PISTOL UNRESTRICTED TEAM	NSW		2647
50m BLACK POWDER CHAMPION	Tom Fulton	QLD	380
50m BLACK POWDER TEAM	VIC		1056
25m BLACK POWDER CHAMPION	Ray Gray	NSW	377
25m BLACK POWDER TEAM	NSW		1088
WA1500 MATCH CHAMPION - REVOLVER	Davey Oates	NSW	1482
WA1500 MATCH TEAM - REVOLVER	NSW		4444
WA1500 MATCH CHAMPION - PISTOL	Donnal Pollard	NSW	1482
WA1500 MATCH TEAM - PISTOL	NSW		4398
25m STANDARD PISTOL CHAMPION ✓	Linda Ryan ✓	VIC	561 ✓
25m STANDARD PISTOL TEAM	VIC		
25m STANDARD PISTOL JUNIOR CHAMPION	Alfio Casagrande	QLD	560
50m PISTOL CHAMPION	Shane Bland	SA	629.3
50m PISTOL TEAM	QLD		
50m PISTOL JUNIOR CHAMPION	Alfio Casagrande		

PERPETUAL TROPHY WINNERS

10m AIR PISTOL WOMEN CHAMPION	Linda Ryan	VIC	475.7
10m AIR PISTOL WOMEN TEAM	VIC		1112
10m AIR PISTOL JUNIOR WOMEN CHAMPION	Hayley Chapman	SA	368
10m AIR PISTOL JUNIOR MEN CHAMPION	Alfio Casagrande	QLD	571
10m AIR PISTOL JUNIOR TEAM	SA		1093
25m RAPID FIRE PISTOL CHAMPION	Bruce Quick	VIC	757.0
25m RAPID FIRE PISTOL TEAM	VIC		1670
25m RAPID FIRE PISTOL JUNIOR CHAMPION	Alfio Casagrande	QLD	546
10m AIR PISTOL MEN CHAMPION	David Moore	NSW	675.4
10m AIR PISTOL MEN TEAM	NSW		1688
25m PISTOL WOMEN CHAMPION	Linda Ryan	VIC	770.7
25m PISTOL WOMEN TEAM	VIC		1708
25m PISTOL JUNIOR CHAMPION	Alfio Casagrande	QLD	575
25m PISTOL JUNIOR TEAM	NSW		1630
25m CENTRE FIRE CHAMPION	Ben Hall	VIC	577
25m CENTRE FIRE TEAM	SA		1690
25m CENTRE FIRE JUNIOR CHAMPION	Blake Blackburn	NSW	556